



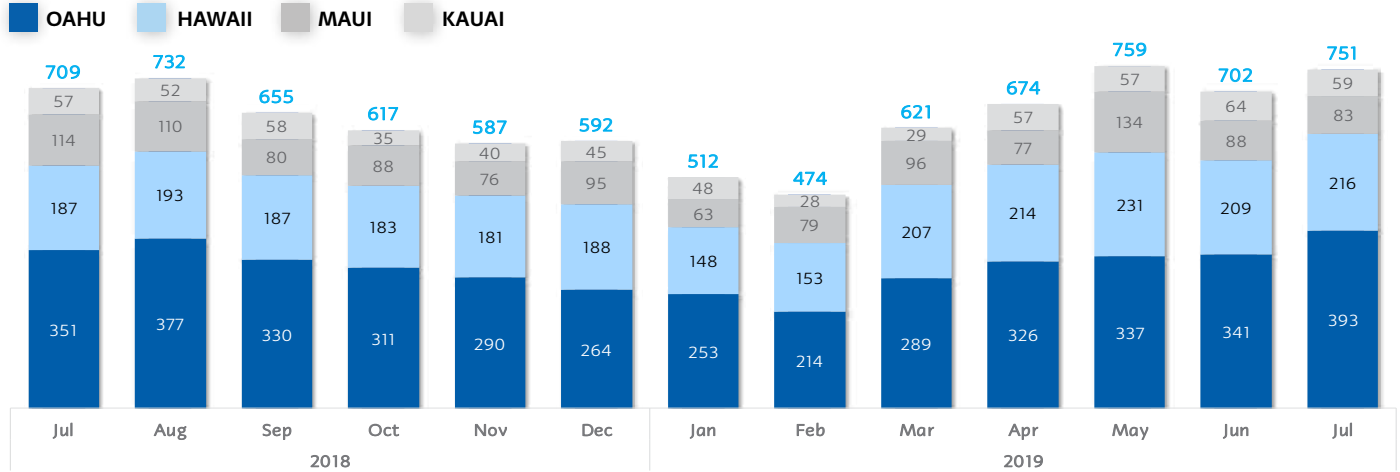
TITLE GUARANTY

TITLE & ESCROW SERVICES

RESIDENTIAL SALES REPORT JULY 2019

WINDWARD OAHU

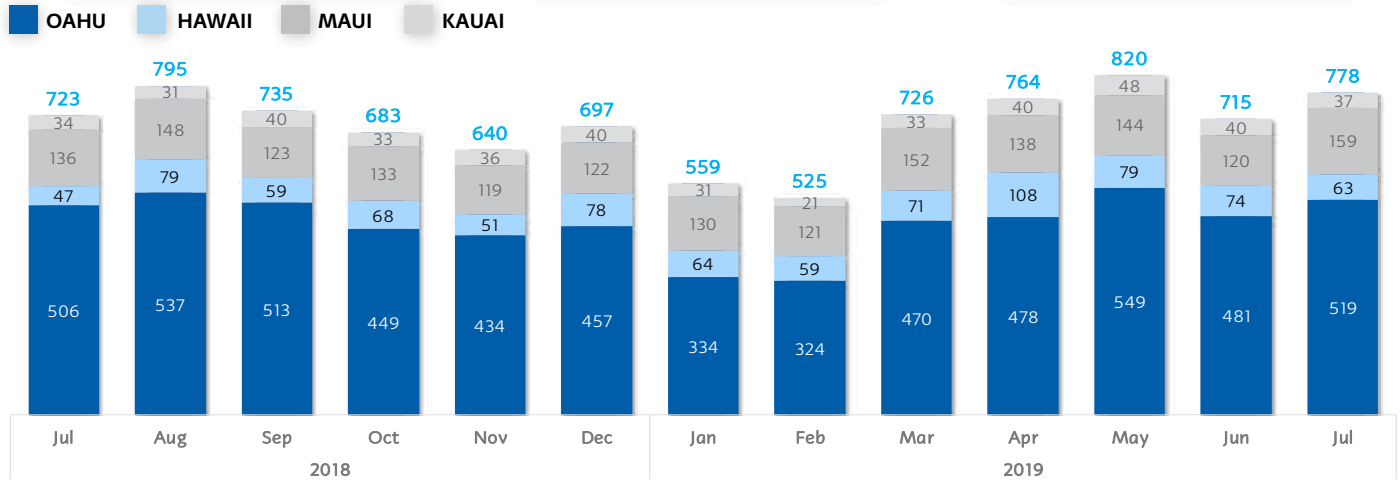
ISLAND SALES
SINGLE FAMILY HOME
CONDOMINIUM



OF SALES
393
 ↑ 15.2% VS. LAST MONTH
 ↑ 12.0% VS. LAST YEAR

MEDIAN SALES PRICE
\$825,000
 ↑ 4.7% VS. LAST MONTH
 ↑ 4.7% VS. LAST YEAR

TOTAL \$ OF SALES
\$395,974,916
 ↑ 21.1% VS. LAST MONTH
 ↑ 16.4% VS. LAST YEAR



OF SALES
519
 ↑ 7.9% VS. LAST MONTH
 ↑ 2.6% VS. LAST YEAR

MEDIAN SALES PRICE
\$460,000
 ↑ 5.7% VS. LAST MONTH
 ↑ 7.1% VS. LAST YEAR

TOTAL \$ OF SALES
\$278,312,375
 ↑ 4.8% VS. LAST MONTH
 ↑ 8.8% VS. LAST YEAR

information effective 8/1/2019



KRISTINA C. WOO-ARK

Account Manager
Windward & Metro

(808) 282-3613
kwoo-ark@tghawaii.com

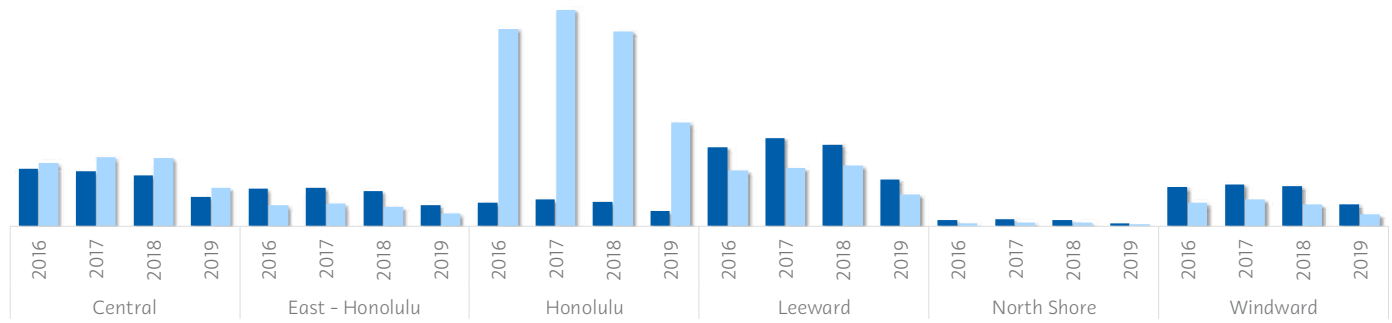


TITLE GUARANTY

TITLE & ESCROW SERVICES

REGIONAL SALES

SALES (#) COMPARISON (YEAR OVER YEAR)



Region	YEAR		TOTAL
	2016	2019	
CENTRAL	2016	995	1,894
	2017	1,081	1,946
	2018	1,073	1,871
	2019	608	1,072
EAST - HONOLULU	2016	335	926
	2017	351	955
	2018	307	857
	2019	204	533
HONOLULU	2016	3,105	3,479
	2017	3,415	3,832
	2018	3,065	3,446
	2019	1,629	1,867

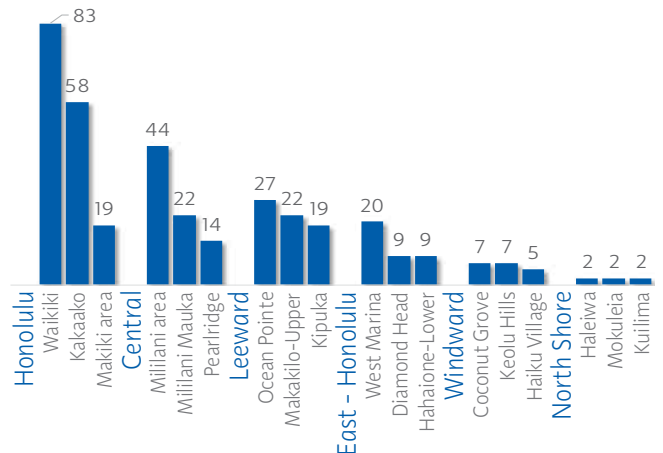
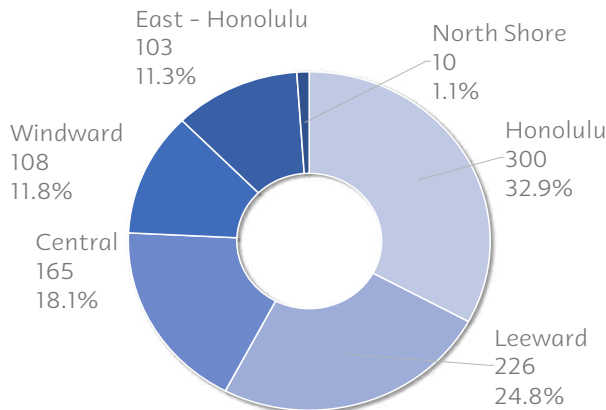
Region	YEAR		TOTAL
	2016	2019	
LEEWARD	2016	878	2,123
	2017	917	2,309
	2018	952	2,230
	2019	498	1,238
NORTH SHORE	2016	48	142
	2017	56	159
	2018	56	151
	2019	29	72
WINDWARD	2016	369	986
	2017	415	1,073
	2018	343	977
	2019	187	526

* YTD Sales (#) vs. same period of previous years

Property Type



OF SALES BY REGION



* Excluding Vacant Land Sales

* Top 3 Neighborhoods Shown—Excluding Vacant Land Sales

RESIDENTIAL SALES REPORT

WINDWARD OAHU

JULY 2019

SALES BY REGION (CURRENT MONTH)

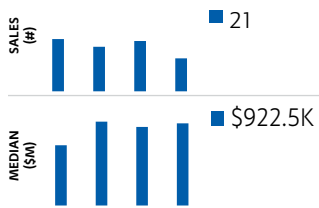
	SINGLE FAMILY HOMES			CONDOMINIUM		
	#	\$ AMT	MEDIAN	#	\$ AMT	MEDIAN
KEOLU HILLS	7 ▲	\$6.7M ▲	\$912.5K ▲	--	--	--
COCONUT GROVE	7 ▲	\$6.5M ▲	\$998.0K ▲	--	--	--
KAILUA TOWN	--	--	--	5 ▼	\$3.3M ▼	\$629.5K ▼
HAIKU VILLAGE	3 -	\$2.9M -	\$868.0K -	2 ▲	\$1.3M ▲	\$644.5K ▲
PUUALII	--	--	--	4 -	\$2.4M -	\$591.8K -
WAIMANALO	4 ▼	\$6.0M ▲	\$1.2M ▲	--	--	--
TEMPLE VALLEY	--	--	--	4 ●	\$2.4M ▼	\$592.5K ▼
ENCHANTED LAKE	4 ▲	\$5.2M ▲	\$1.3M ▲	--	--	--
BEACHSIDE	4 ▲	\$8.3M ▼	\$2.1M ▼	--	--	--
HAIKU PLANTATION	1 ●	\$1.5M ▼	\$1.5M ▼	3 ▲	\$1.8M ▲	\$585.0K ▲

▲ Increase/Decrease vs. Last Year ● - No Change or No Value vs. Last Year

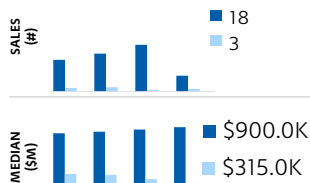
SALES COMPARISON (YEAR OVER YEAR & 2019 YTD SHOWN)

TOP 5 NEIGHBORHOODS BY # OF SALES (CURRENT MONTH)

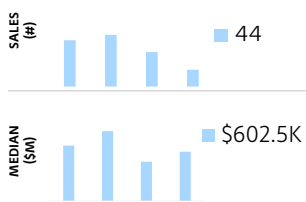
KEOLU HILLS



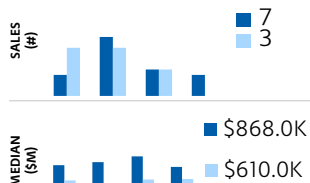
COCONUT GROVE



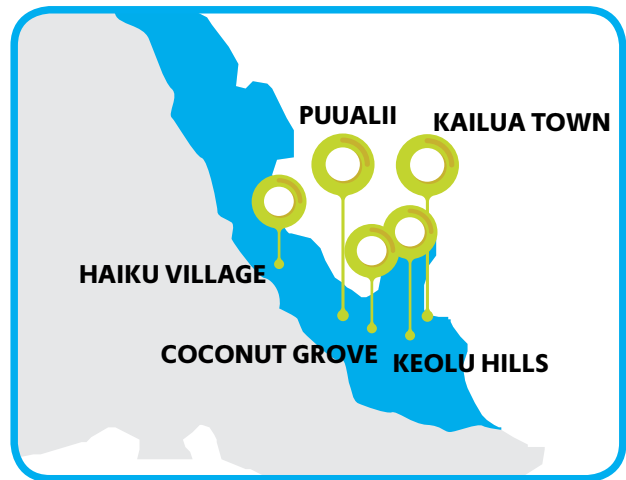
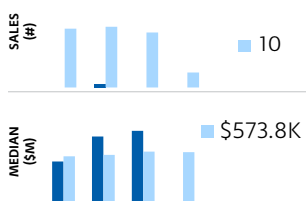
KAILUA TOWN



HAIKU VILLAGE



PUUALII



YEAR TO DATE STATISTICS (VS. SAME PERIOD LAST YEAR)

SINGLE FAMILY HOMES

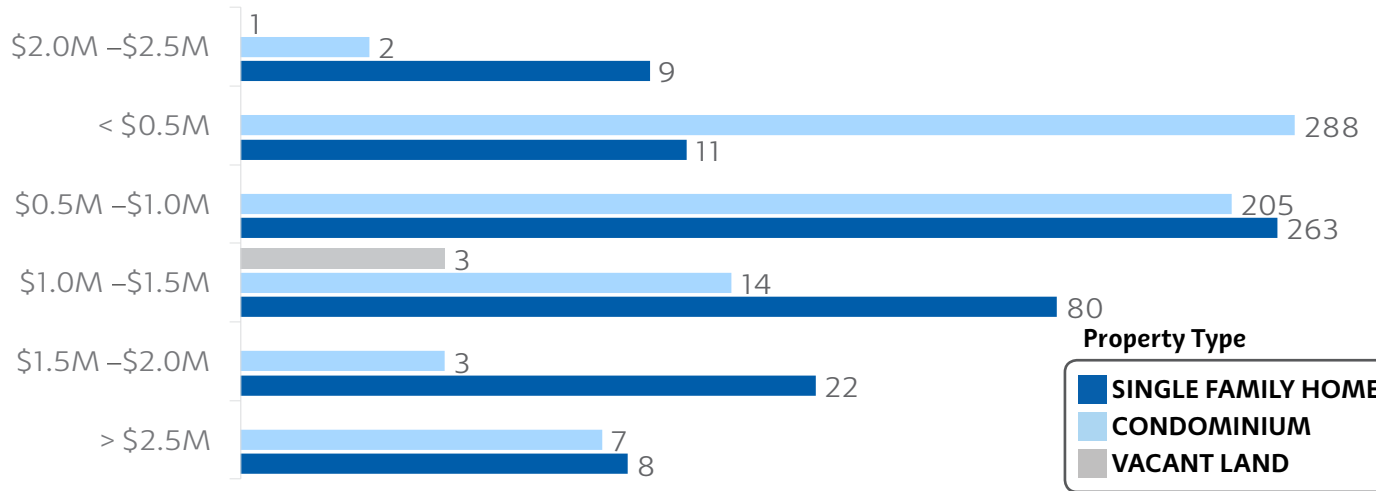
OF SALES **339** ▼ 6.4%
MEDIAN SALES PRICE **\$975.0K** ▼ 2.3%
TOTAL \$ OF SALES **\$407.1M** ▼ 14.5%

CONDOMINIUM

OF SALES **188** ▼ 3.6%
MEDIAN SALES PRICE **\$580.0K** ▲ 0.3%
TOTAL \$ OF SALES **\$109.1M** ▼ 3.7%

* Annual trend shown include 2016 to present; Top 5 Neighborhood Shown

ISLAND SALES (#) BY PRICE RANGE



TG TEAM — Windward Oahu

Let Us Be A Part Of Your Solution!



CHRISTOPHER P. AGUILERA
Senior Vice President
Escrow State Manager
O: (808) 533-5861 C: (808) 388-5444
caguilera@tghawaii.com



BRANDON CHOI
Branch Manager
King Street
O: (808) 592-5233 C: (808) 295-2241
bchoi@tghawaii.com



KRISTINA C. WOO-ARK
Account Manager
Windward & Metro
(808) 282-3613
kwoo-ark@tghawaii.com



BRIAN S. CHAN
Escrow Officer
King Street
O: (808) 592-5236 C: (808) 260-5673
bchan@tghawaii.com



JAYSIE PERKINS
Escrow Officer
Kailua
O: (808) 266-2401
jaysie.perkins@tghawaii.com



KELENA PALENCIA
Escrow Officer
Kailua
O: (808) 529-9637
kelena.palencia@tghawaii.com



MADLINE "MADDY" ARAKAKI
Escrow Officer
Kailua
O: (808) 266-2404 C: (808) 286-2590
marakaki@tghawaii.com



TRISH FURTADO
Escrow Officer
Kailua
O: (808) 592-5241 C: (808) 271-2461
tfurtado@tghawaii.com

Visit a TG Windward Oahu Branch Near You!

KAILUA

111 Hekili Street, Ste. 101
Kailua, HI 96734

808-266-2060

kailua@tghawaii.com

KING STREET

1350 S King Street, Suite 105
Honolulu, HI 96814

808-592-5252

kingst@tghawaii.com