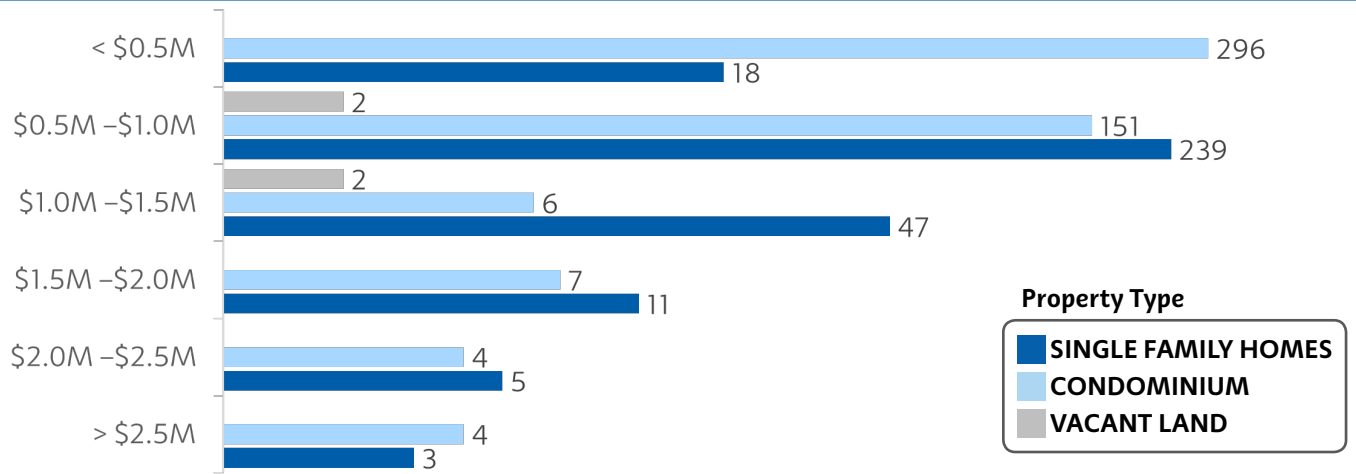


## ISLAND SALES (#) BY PRICE RANGE



## TG TEAM — Central Oahu

Let Us Be A Part Of Your Solution!



**CHRISTOPHER P. AGUILERA**  
Senior Vice President  
Escrow State Manager  
O: (808) 533-5861 C: (808) 388-5444  
caguilera@tghawaii.com



**NARA P. KIM**  
Branch Manager  
Kapolei  
O: (808) 630-2156 C: (808) 439-9990  
nkim@tghawaii.com



**SHERRIE M. KIMATA**  
Branch Manager  
Pearlridge  
O: (808) 275-4441 C: (808) 754-9976  
skimata@tghawaii.com



**JEANNIE K. NINH**  
Account Manager  
North & West Oahu  
(808) 282-4807  
jninh@tghawaii.com



**JILL M. KIRIHARA**  
Escrow Officer  
Mililani  
O: (808) 630-2157 C: (808) 282-7492  
jkirihara@tghawaii.com



**BRIAR K. NAKAMOTO**  
Escrow Officer  
Mililani  
O: (808) 630-2259 C: (808) 294-3589  
bnakamoto@tghawaii.com



**SUSAN M. RATHBUN**  
Escrow Officer  
Pearlridge  
(808) 535-1846  
srathbun@tghawaii.com



**KYLE HOBSON DUDOIT**  
Escrow Officer  
Pearlridge  
(808) 275-4186  
khobson@tghawaii.com

### Visit a TG Central Oahu Branch Near You!

#### KAPOLEI

1001 Kamokila Blvd., Suite 127  
Kapolei, HI 96707

808-690-9222

kapolei@tghawaii.com

#### MILILANI

95-1095 Ainamakua Dr., Ste. 1  
Mililani, HI 96789

808-630-2344

mililani@tghawaii.com

#### PEARLRIDGE

98-151 Pali Momi St., Ste. 115  
Aiea, HI 96701

808-483-8121

pearlridge@tghawaii.com



# TITLE GUARANTY

TITLE & ESCROW SERVICES

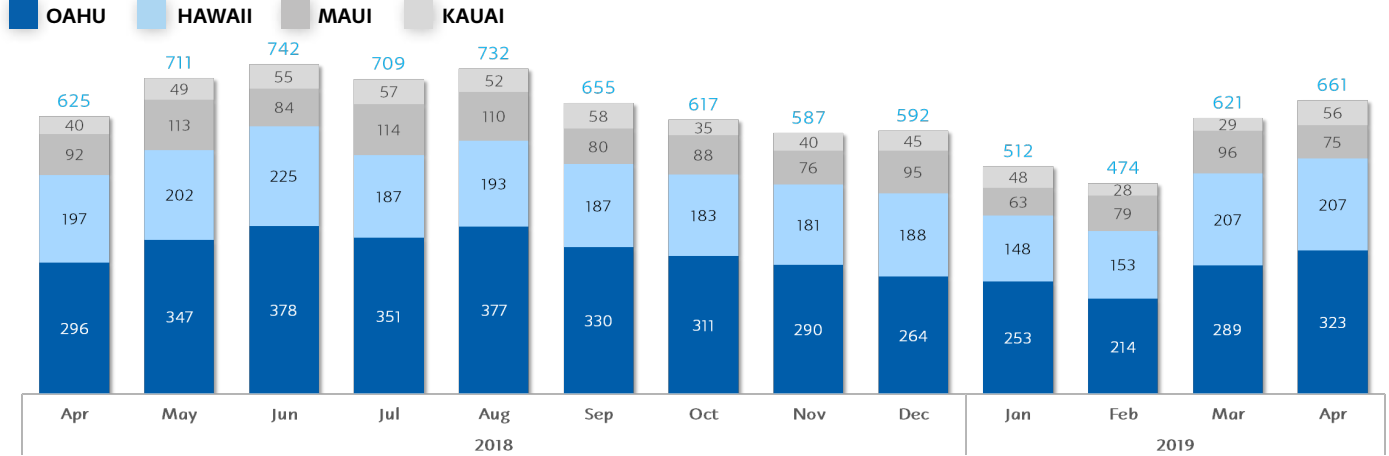
## RESIDENTIAL SALES REPORT APRIL 2019

# CENTRAL OAHU

ISLAND SALES

SINGLE FAMILY HOME

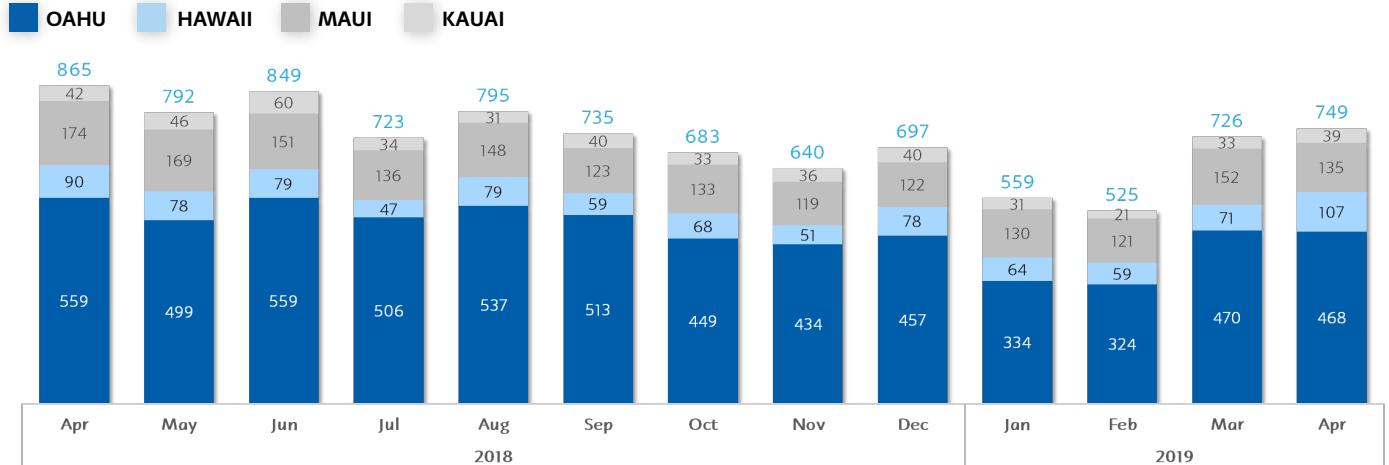
CONDOMINIUM



**# OF SALES**  
**323**  
 ↑ 11.8% VS. LAST MONTH  
 ↑ 9.1% VS. LAST YEAR

**MEDIAN SALES PRICE**  
**\$765,000**  
 ↓ 2.9% VS. LAST MONTH  
 ↓ 3.7% VS. LAST YEAR

**TOTAL \$ OF SALES**  
**\$281,843,339**  
 ↑ 6.5% VS. LAST MONTH  
 ↓ 3.9% VS. LAST YEAR



**# OF SALES**  
**468**  
 ↓ 0.4% VS. LAST MONTH  
 ↓ 16.3% VS. LAST YEAR

**MEDIAN SALES PRICE**  
**\$418,950**  
 ↓ 1.4% VS. LAST MONTH  
 ↑ 0.2% VS. LAST YEAR

**TOTAL \$ OF SALES**  
**\$241,799,024**  
 ↑ 0.4% VS. LAST MONTH  
 ↓ 19.9% VS. LAST YEAR



**JEANNIE K. NINH**  
Account Manager  
North & West Oahu

(808) 282-4807  
jninh@tghawaii.com

information effective 05/01/2019

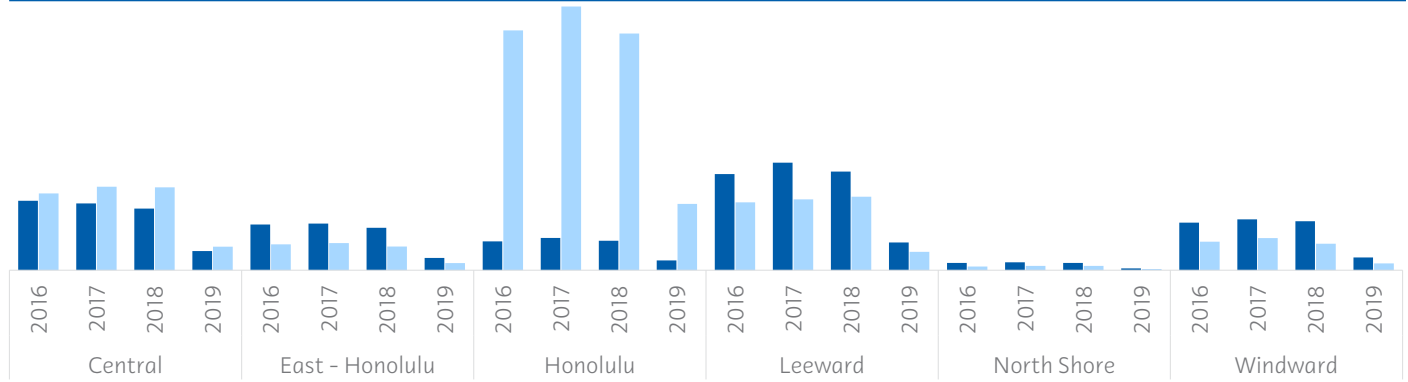


# TITLE GUARANTY

TITLE & ESCROW SERVICES

## REGIONAL SALES

### SALES (#) COMPARISON (YEAR OVER YEAR)



	YEAR			TOTAL
<b>CENTRAL</b>	2016	899	995	1,894
	2017	865	1,081	1,946
	2018	798	1,073	1,871
	2019	248	304	552
<b>EAST - HONOLULU</b>	2016	591	335	926
	2017	604	351	955
	2018	550	307	857
	2019	158	93	251
<b>HONOLULU</b>	2016	374	3,105	3,479
	2017	417	3,415	3,832
	2018	381	3,065	3,446
	2019	126	858	984

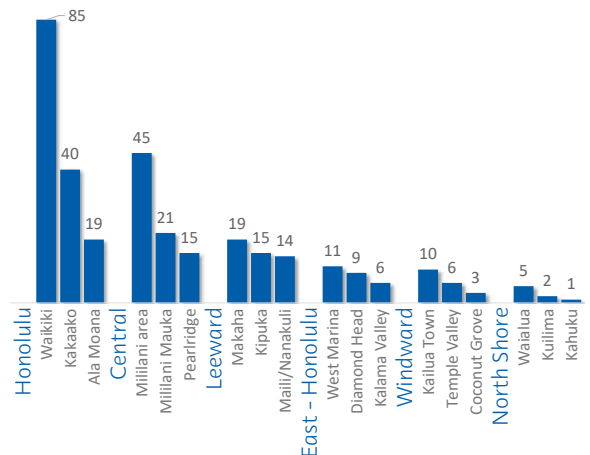
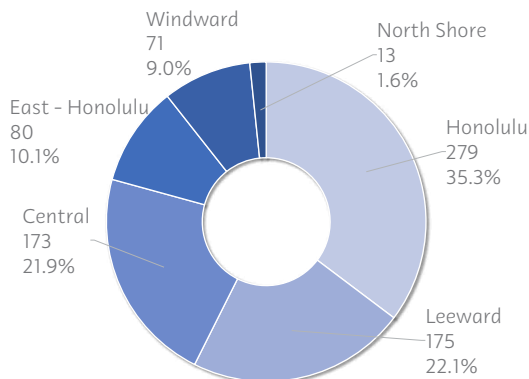
	YEAR			TOTAL
<b>LEEWARD</b>	2016	1,245	878	2,123
	2017	1,392	917	2,309
	2018	1,278	952	2,230
	2019	359	237	596
<b>NORTH SHORE</b>	2016	94	48	142
	2017	103	56	159
	2018	95	56	151
	2019	23	15	38
<b>WINDWARD</b>	2016	617	369	986
	2017	658	415	1,073
	2018	634	343	977
	2019	165	89	254

\* YTD Sales (#) vs. same period of previous years

### Property Type



### # OF SALES BY REGION



\* Excluding Vacant Land Sales

\* Top 3 Neighborhoods Shown—Excluding Vacant Land Sales

# RESIDENTIAL SALES REPORT

## CENTRAL OAHU

APRIL 2019

### SALES BY REGION (CURRENT MONTH)

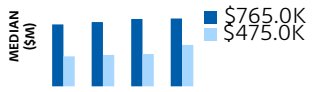
	SINGLE FAMILY HOMES			CONDOMINIUM		
	#	\$ AMT	MEDIAN	#	\$ AMT	MEDIAN
MILILANI AREA	14 ▲	\$10.6M ▲	\$790.0K ▼	31 ▲	\$13.0M ▲	\$509.0K ▲
MILILANI MAUKA	9 ▲	\$7.6M ▲	\$795.0K ▼	12 ▲	\$5.6M ▲	\$455.0K ▲
PEARLRIDGE	1 -	\$855.0K -	\$855.0K -	14 ▼	\$4.9M ▼	\$389.3K ▲
WAIPAHU-LOWER	6 ▲	\$3.8M ▲	\$587.5K ▼	5 ▼	\$1.5M ▼	\$315.0K ▲
WAIPIO GENTRY	2 -	\$1.4M -	\$712.5K -	8 ▲	\$2.9M ▲	\$363.5K ▼
ROYAL KUNIA	5 ●	\$3.6M ▲	\$738.0K ▲	3 ▲	\$1.2M ▲	\$419.9K ▲
VILLAGE PARK	5 ▲	\$3.4M ▲	\$685.0K ▲	2 -	\$730.0K -	\$365.0K -
WAHIAWA HEIGHTS	6 ▲	\$4.8M ▲	\$748.5K ▼	1 ▼	\$289.0K ▼	\$289.0K ▲
PEARL CITY-UPPER	6 ▲	\$4.0M ▲	\$750.0K ▼	--	--	--
WAIU	--	--	--	4 ▼	\$1.3M ▼	\$355.0K ▼

▲ Increase/Decrease vs. Last Year ● No Change or No Value vs. Last Year

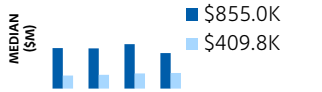
### SALES COMPARISON (YEAR OVER YEAR & 2019 YTD SHOWN)

#### TOP 5 NEIGHBORHOODS BY # OF SALES (CURRENT MONTH)

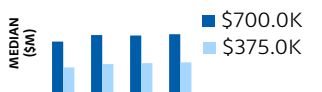
#### MILILANI AREA



#### PEARLRIDGE

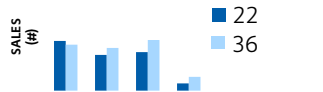


#### WAIPIO GENTRY



\* Annual trend shown include 2016 to present; Top 5 Neighborhood Shown

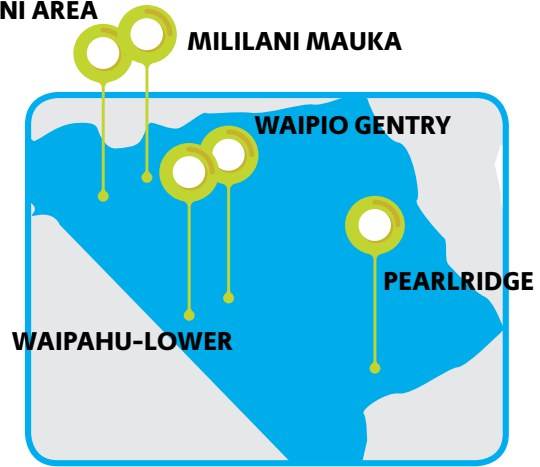
#### MILILANI MAUKA



#### WAIPAHU-LOWER



#### MILILANI AREA



#### YEAR TO DATE STATISTICS (VS. SAME PERIOD LAST YEAR)

##### SINGLE FAMILY HOMES

# OF SALES **248** ▲ 7.4%      MEDIAN SALES PRICE **\$750.0K** ▲ 2.0%

TOTAL \$ OF SALES **\$191.5M** ▲ 10.4%

##### CONDOMINIUM

# OF SALES **304** ▼ 3.5%      MEDIAN SALES PRICE **\$390.0K** ▲ 2.8%

TOTAL \$ OF SALES **\$116.5M** ▼ 2.3%