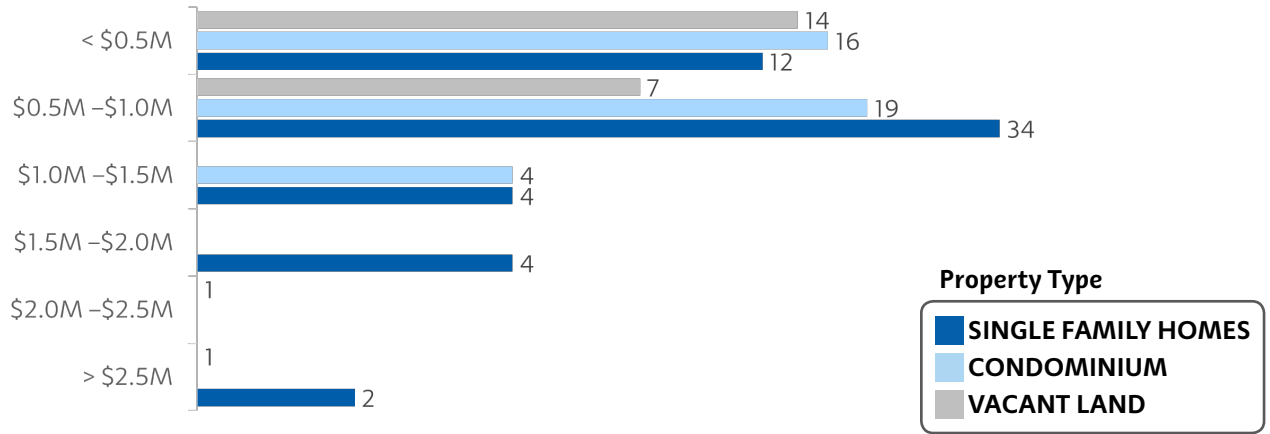


## ISLAND SALES (#) BY PRICE RANGE



## TG TEAM — Kauai

Let Us Be A Part Of Your Solution!



**MATT H. TAKATA**  
Senior Vice President  
State Manager Neighbor Island  
O: (808) 241-4369 C: (808) 284-3178  
mtakata@tghawaii.com



**MICHELLE DELA SIERRA**  
Kauai Regional Manager  
Escrow Services  
O: (808) 855-2525 C: (808) 652-2463  
mdelasierra@tghawaii.com



**KATHERINE APAO**  
Account Manager  
Kauai  
O: (808) 245-3381 C: (808) 652-7485  
kapao@tghawaii.com



**JERI MIYAJI-VENTURA**  
Escrow Officer  
Lihue  
O: (808) 241-1573 C: (808) 652-7936  
jmiyaji-ventura@tghawaii.com



**GLENDA MATSUSHIMA**  
Escrow Officer  
Princeville  
O: (808) 826-5313 C: (808) 292-9689  
gmatsushima@tghawaii.com

### Visit a TG Kauai Branch Near You!

**KOLOA**  
3417 E Poipu Road, Suite 106  
Koloa, HI 96756

808-742-8485

koloa@tghawaii.com

### LIHUE

4414 Kukui Grove St., Suite 104  
Lihue, HI 96766

808-245-3381

lihue@tghawaii.com

### PRINCEVILLE

5-4280 Kuhio Hwy., Suite G-204  
PO Box 223330  
Princeville, HI 96722

808-826-5300

princeville@tghawaii.com



# TITLE GUARANTY

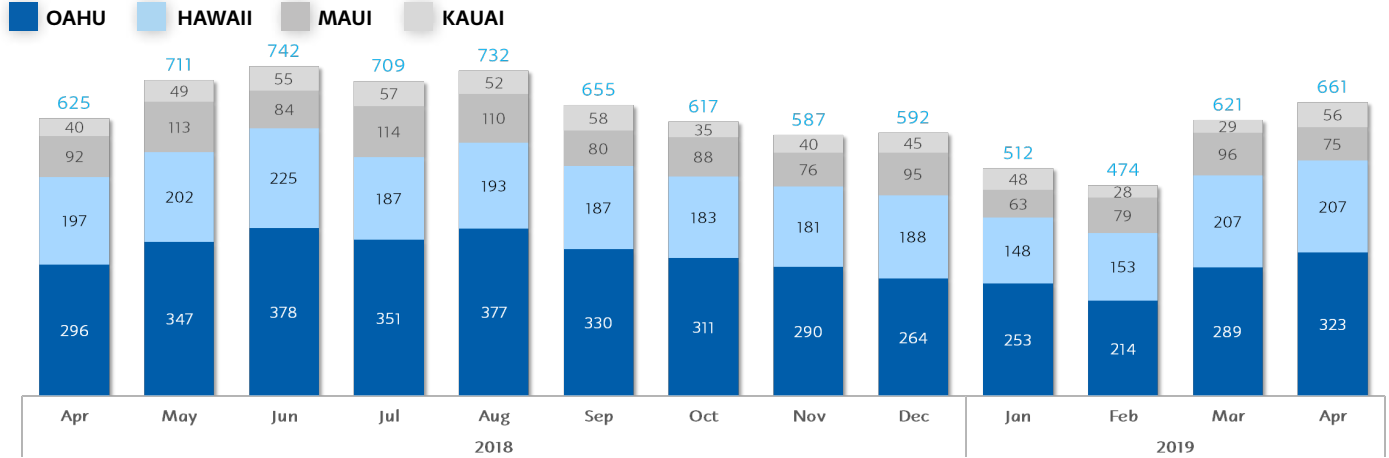
TITLE & ESCROW SERVICES

## RESIDENTIAL SALES REPORT

APRIL 2019

# KAUAI

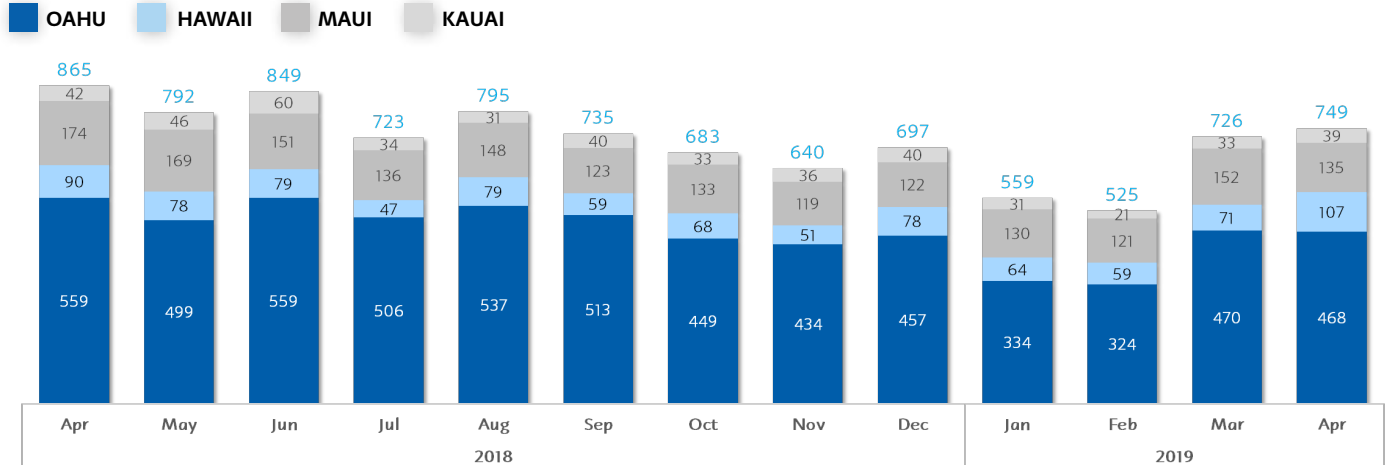
ISLAND SALES  
SINGLE FAMILY HOME  
CONDOMINIUM



**# OF SALES**  
**56**  
 ↑ 93.1% VS. LAST MONTH  
 ↑ 40.0% VS. LAST YEAR

**MEDIAN SALES PRICE**  
**\$642,500**  
 ↑ 2.0% VS. LAST MONTH  
 ↑ 1.2% VS. LAST YEAR

**TOTAL \$ OF SALES**  
**\$46,155,785**  
 ↑ 36.4% VS. LAST MONTH  
 ↑ 14.8% VS. LAST YEAR



**# OF SALES**  
**39**  
 ↑ 18.2% VS. LAST MONTH  
 ↓ 7.1% VS. LAST YEAR

**MEDIAN SALES PRICE**  
**\$705,000**  
 ↑ 31.8% VS. LAST MONTH  
 ↑ 48.4% VS. LAST YEAR

**TOTAL \$ OF SALES**  
**\$26,082,139**  
 ↑ 23.1% VS. LAST MONTH  
 ↑ 16.6% VS. LAST YEAR



### KATHERINE APAO

Account Manager  
Kauai

O: (808) 245-3381 C: (808) 652-7485  
kapao@tghawaii.com

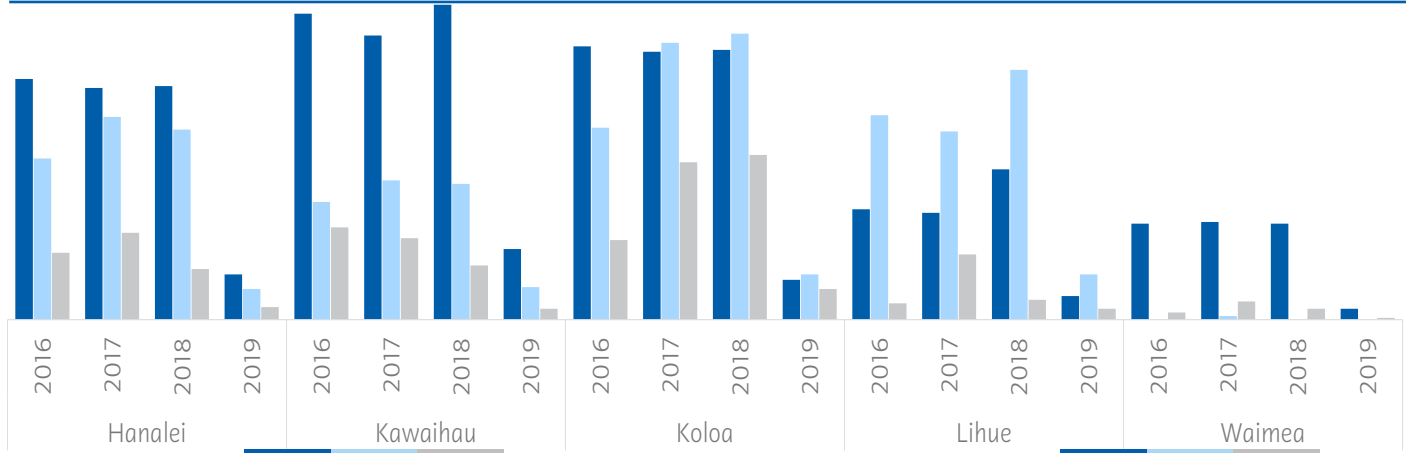


# TITLE GUARANTY

TITLE & ESCROW SERVICES

REGIONAL SALES

## SALES (#) COMPARISON (YEAR OVER YEAR)

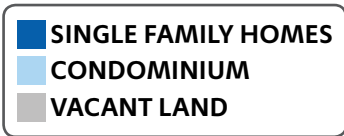


	YEAR	SINGLE FAMILY HOMES	CONDOMINIUM	VACANT LAND	TOTAL
HANALEI	2016	133	89	37	259
	2017	128	112	48	288
	2018	129	105	28	262
	2019	36	29	8	73
KAWAIHAU	2016	169	65	51	285
	2017	157	77	45	279
	2018	174	75	30	279
	2019	54	23	11	88
KOLOA	2016	151	106	44	301
	2017	148	153	87	388
	2018	149	158	91	398
	2019	37	42	31	110

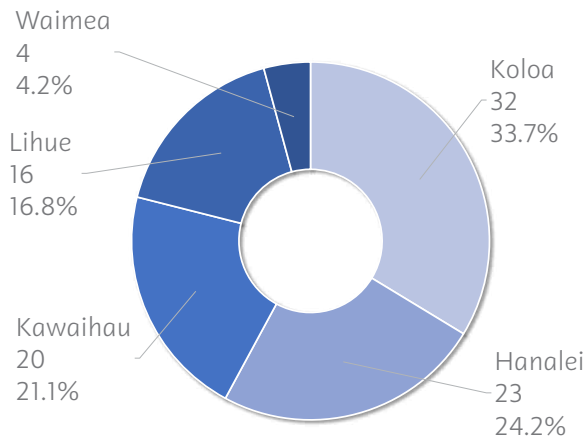
	YEAR	SINGLE FAMILY HOMES	CONDOMINIUM	VACANT LAND	TOTAL
LIHUE	2016	61	113	9	183
	2017	59	104	36	199
	2018	83	138	11	232
	2019	24	30	9	63
WAIMEA	2016	53		4	57
	2017	54	2	10	66
	2018	53		6	59
	2019	10		1	11

\* YTD Sales (#) vs. same period of previous years

### Property Type



## # OF SALES BY REGION



\* Excluding Vacant Land Sales

# RESIDENTIAL SALES REPORT

## KAUAI

### APRIL 2019

#### SALES BY REGION (CURRENT MONTH)

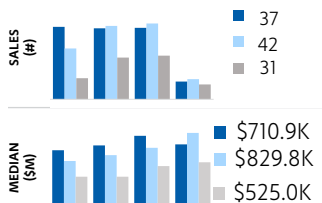
	SINGLE FAMILY HOMES			CONDOMINIUM			VACANT LAND		
	#	\$ AMT	MEDIAN	#	\$ AMT	MEDIAN	#	\$ AMT	MEDIAN
<b>KOLOA</b>	15 ▲	\$12.5M ▲	\$630.0K ▼	17 ▲	\$13.7M ▲	\$859.2K ▲	14 ▲	\$7.3M ▲	\$469.5K ▼
<b>HANAIEI</b>	11 ▲	\$14.5M ▼	\$1.2M ▲	12 ●	\$8.8M ▲	\$490.0K ▼	1 ●	\$3.5M ▲	\$3.5M ▲
<b>KAWAIIHAU</b>	15 ▼	\$10.0M ▼	\$615.0K ▲	5 ▲	\$2.0M ▲	\$364.0K ▼	5 ▲	\$3.8M ▲	\$499.0K ▲
<b>LIHUE</b>	11 ▲	\$7.0M ▲	\$568.0K ▼	5 ▼	\$1.6M ▼	\$375.0K ▲	3 ▲	\$840.0K ▲	\$250.0K ▼
<b>WAIMEA</b>	4 ▲	\$2.2M ▲	\$553.3K ▼	--	--	--	--	--	--

▲ Increase/Decrease vs. Last Year ● No Change or No Value vs. Last Year

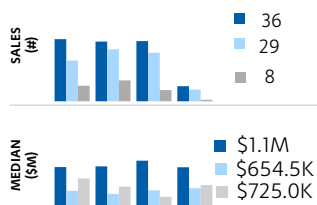
#### SALES COMPARISON (YEAR OVER YEAR & 2019 YTD SHOWN)

##### TOP NEIGHBORHOODS BY # OF SALES (CURRENT MONTH)

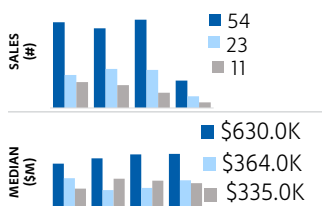
#### KOLOA



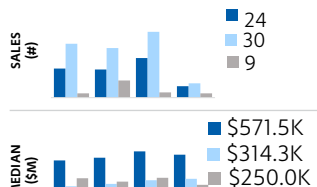
#### HANAIEI



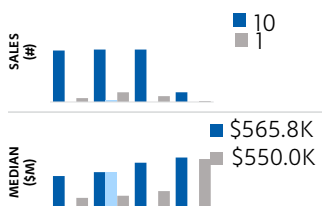
#### KAWAIIHAU



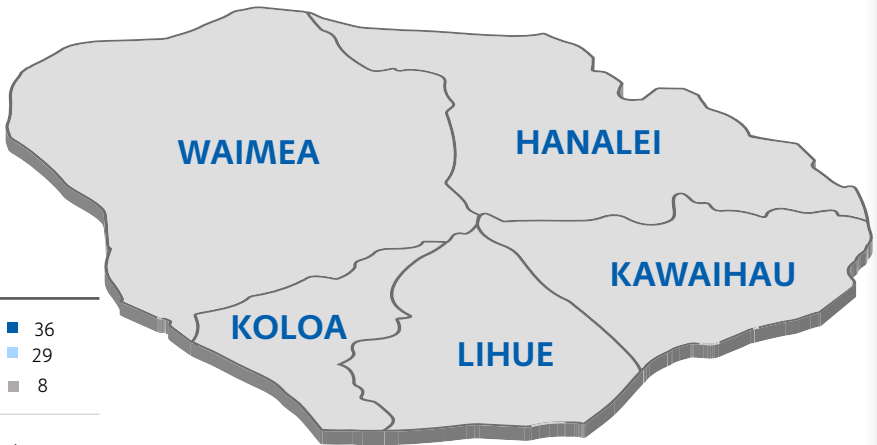
#### LIHUE



#### WAIMEA



\* Annual trend shown include 2016 to present



#### YEAR TO DATE STATISTICS (VS. SAME PERIOD LAST YEAR)

##### SINGLE FAMILY HOMES

# OF SALES: 161 ▼ 18.3%  
 MEDIAN SALES PRICE: \$660.5K ▼ 9.6%  
 TOTAL \$ OF SALES: \$153.8M ▼ 38.4%

##### CONDOMINIUM

# OF SALES: 124 ▼ 20.5%  
 MEDIAN SALES PRICE: \$550.0K ▲ 37.6%  
 TOTAL \$ OF SALES: \$81.3M ▼ 10.0%

##### VACANT LAND

# OF SALES: 60 ▲ 15.4%  
 MEDIAN SALES PRICE: \$450.0K ▲ 26.1%  
 TOTAL \$ OF SALES: \$34.0M ▲ 0.7%