



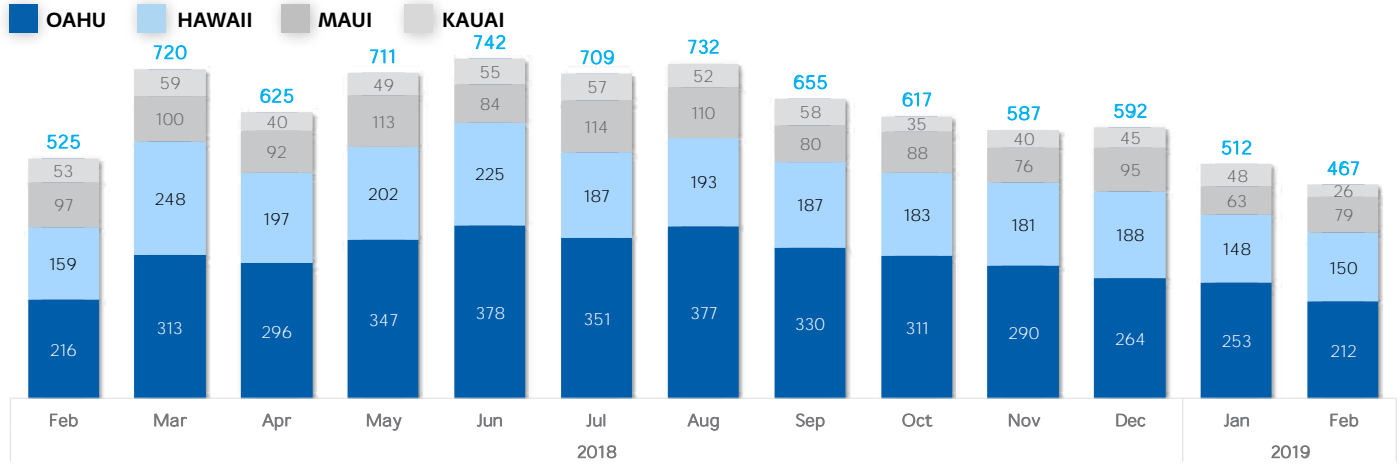
TITLE GUARANTY

TITLE & ESCROW SERVICES

RESIDENTIAL SALES REPORT FEBRUARY 2019

OAHU

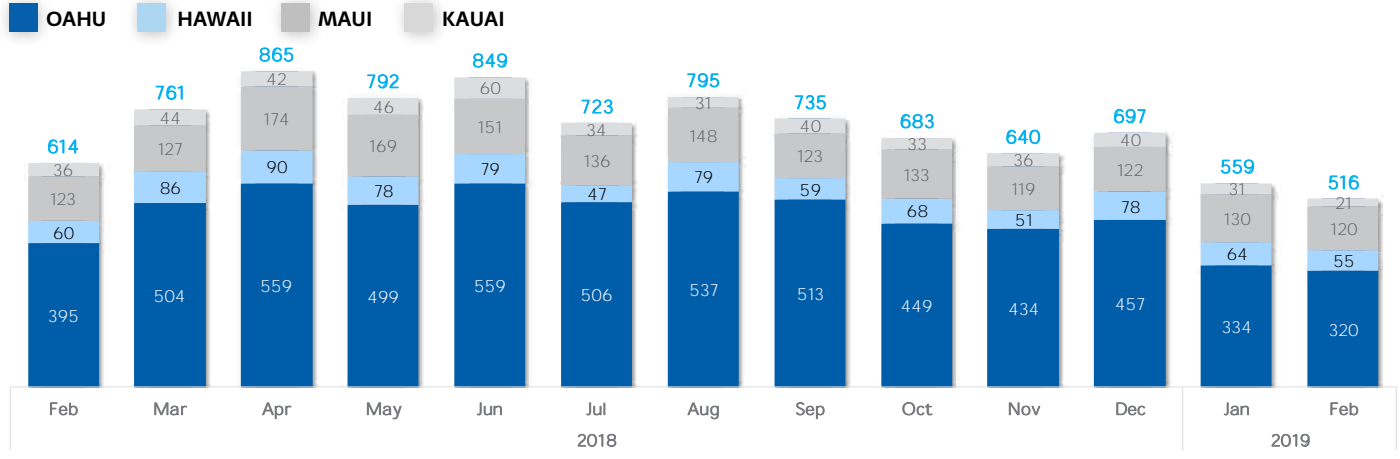
ISLAND SALES SINGLE FAMILY HOME CONDOMINIUM



OF SALES
212
 ↓ 16.2% VS. LAST MONTH
 ↓ 1.8% VS. LAST YEAR

MEDIAN SALES PRICE
\$787,000
 ↑ 2.2% VS. LAST MONTH
 ↑ 1.2% VS. LAST YEAR

TOTAL \$ OF SALES
\$201,584,054
 ↓ 19.1% VS. LAST MONTH
 ↓ 6.4% VS. LAST YEAR



OF SALES
320
 ↓ 4.2% VS. LAST MONTH
 ↓ 19.0% VS. LAST YEAR

MEDIAN SALES PRICE
\$415,000
 ↑ 3.8% VS. LAST MONTH
 ↓ 1.2% VS. LAST YEAR

TOTAL \$ OF SALES
\$159,174,924
 ↓ 4.0% VS. LAST MONTH
 ↓ 29.3% VS. LAST YEAR



CARLA M. VIERRA
Account Manager
Metro Oahu
(808) 265-7095
cvierra@tghawaii.com



JEANNIE K. NINH
Account Manager
North & West Oahu
(808) 282-4807
jninh@tghawaii.com



KRISTINA C. WOO-ARK
Account Manager
Windward & Metro
(808) 282-3613
kwoo-ark@tghawaii.com



VICKIE MARINO
Account Manager
East Oahu
(808) 286-4954
vmarino@tghawaii.com

information effective 01/02/2019

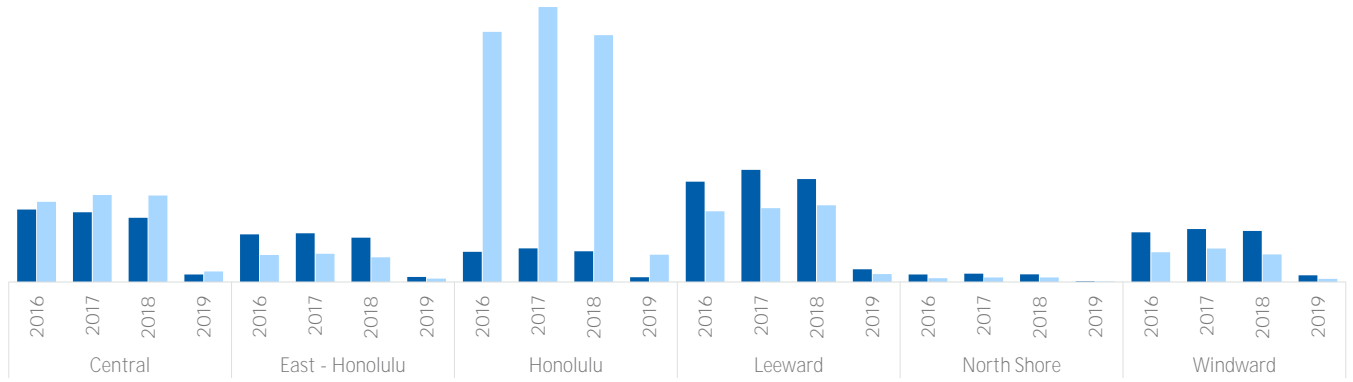


TITLE GUARANTY

TITLE & ESCROW SERVICES

REGIONAL SALES

SALES (#) COMPARISON (YEAR OVER YEAR)



	YEAR		TOTAL	
CENTRAL	2016	899	995	1,894
	2017	865	1,081	1,946
	2018	798	1,073	1,871
	2019	94	130	224
EAST - HONOLULU	2016	591	335	926
	2017	604	351	955
	2018	550	307	857
	2019	62	42	104
HONOLULU	2016	374	3,105	3,479
	2017	417	3,415	3,832
	2018	381	3,065	3,446
	2019	60	339	399

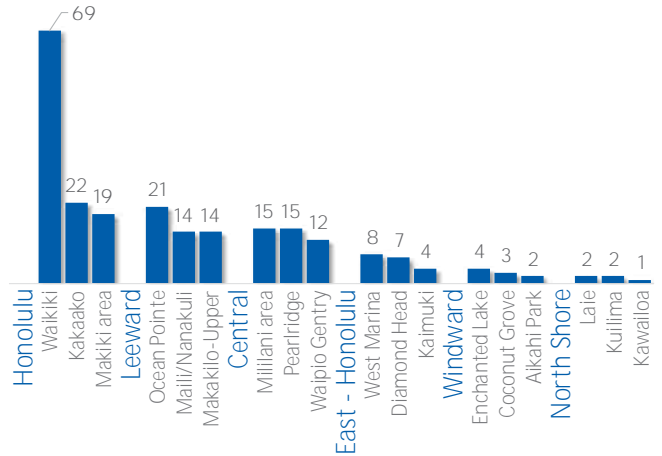
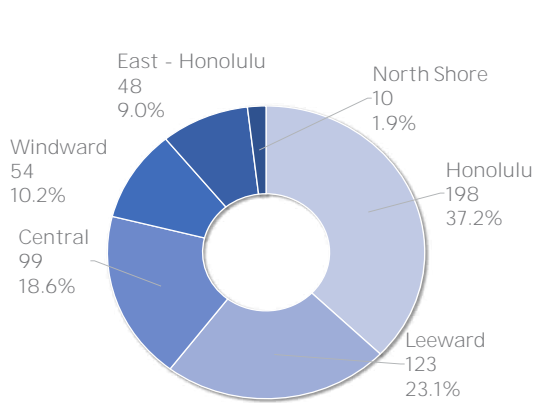
	YEAR		TOTAL	
LEEWARD	2016	1,245	878	2,123
	2017	1,392	917	2,309
	2018	1,278	952	2,230
	2019	158	99	257
NORTH SHORE	2016	94	48	142
	2017	103	56	159
	2018	95	56	151
	2019	8	6	14
WINDWARD	2016	617	369	986
	2017	658	415	1,073
	2018	634	343	977
	2019	83	38	121

* YTD Sales (#) vs. same period of previous years

Property Type



OF SALES BY REGION



* Excluding Vacant Land Sales

* Top 3 Neighborhoods Shown—Excluding Vacant Land Sales

RESIDENTIAL SALES REPORT

OAHU

FEBRUARY 2019

SALES BY REGION (CURRENT MONTH)



Increase/Decrease vs. Last Year



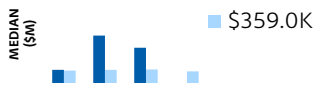
No Change or No Value vs. Last Year

		SINGLE FAMILY HOMES			CONDOMINIUM		
		#	\$ AMT	MEDIAN	#	\$ AMT	MEDIAN
HONOLULU	Waikiki	--	--	--	69 ▼	\$34.6M ▼	\$359.0K ▼
	Kakaako	--	--	--	22 ▼	\$18.4M ▼	\$721.5K ▼
	Makiki area	1 ●	\$1.2M ▲	\$1.2M ▲	18 ▲	\$5.7M ▼	\$325.0K ▲
HONOLULU TOTAL		26 ▲	\$27.1M ▲	\$950.0K ▲	172 ▼	\$90.1M ▼	\$390.0K ▼
LEEWARD	Ocean Pointe	13 ▲	\$9.1M ▲	\$680.0K ▼	8 ▼	\$4.1M ▼	\$526.5K ▼
	Mali/Nanakuli	12 ▼	\$5.9M ▼	\$496.8K ▲	2 ▼	\$530.0K ▲	\$265.0K ▲
	Makakilo-Upper	1 ▼	\$580.0K ▼	\$580.0K ▼	13 ▲	\$5.4M ▲	\$410.0K ▲
LEEWARD TOTAL		73 ▼	\$45.2M ▼	\$620.0K ▼	50 ▼	\$20.4M ▼	\$419.0K ▲
EAST - HONOLULU	West Marina	2 ▲	\$2.9M ▲	\$1.4M ▲	6 ▲	\$4.7M ▲	\$749.5K ▼
	Diamond Head	--	--	--	7 ▲	\$7.3M ▲	\$530.0K ▼
	Kaimuki	4 -	\$3.7M -	\$932.5K -	--	--	--
EAST - HONOLULU TOTAL		27 ▼	\$43.7M ▼	\$1.2M ▲	21 ▲	\$16.5M ▲	\$599.0K ▼
CENTRAL	Mililani area	3 ▼	\$2.3M ▼	\$740.0K ▼	12 ▼	\$4.5M ▼	\$390.0K ▲
	Pearlridge	--	--	--	15 ▲	\$6.1M ▲	\$435.0K ▲
	Waipio Gentry	4 -	\$2.7M -	\$644.8K -	8 ▲	\$2.8M ▲	\$365.0K ▲
CENTRAL TOTAL		38 ▼	\$30.0M ▼	\$750.0K ▲	61 ▲	\$23.5M ▲	\$390.0K ▲
WINDWARD	Enchanted Lake	4 ▲	\$5.4M ▲	\$1.1M ▲	--	--	--
	Coconut Grove	3 ▼	\$2.5M ▼	\$850.0K ▼	--	--	--
	Aikahi Park	1 -	\$1.3M -	\$1.3M -	1 -	\$552.5K -	\$552.5K -
WINDWARD TOTAL		41 ▲	\$44.6M ▼	\$960.0K ▼	13 ▼	\$7.2M ▼	\$560.0K ▲
NORTH SHORE	Kuilima	--	--	--	2 -	\$1.2M -	\$617.0K -
	Pupukea	1 -	\$1.1M -	\$1.1M -	--	--	--
	Laie	2 ▲	\$3.4M ▲	\$1.7M ▲	--	--	--
NORTH SHORE TOTAL		7 ▲	\$11.0M ▲	\$1.6M ▲	3 ▲	\$1.5M ▲	\$545.0K ▲

SALES COMPARISON (YEAR OVER YEAR & 2019 YTD SHOWN)

TOP NEIGHBORHOODS BY # OF SALES (CURRENT MONTH)

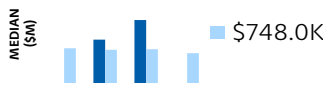
WAIKIKI



SALT LAKE



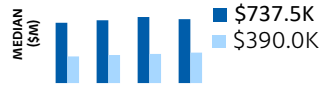
KAKAAKO



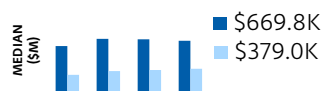
MAKIKI AREA



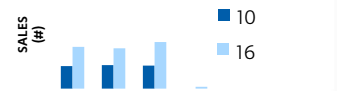
MILILANI AREA



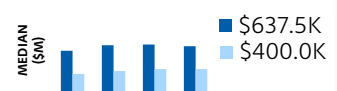
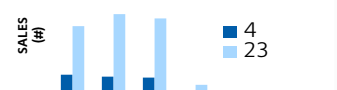
WAIPIO GENTRY



MAKAHA



MAKAKILO-UPPER



YEAR TO DATE STATISTICS (VS. SAME PERIOD LAST YEAR)

SINGLE FAMILY HOMES

OF SALES: 465 ▼ 2.7%

MEDIAN SALES PRICE: \$776.0K ▼ 0.6%

TOTAL \$ OF SALES: \$450.7M ▼ 2.7%

CONDOMINIUM

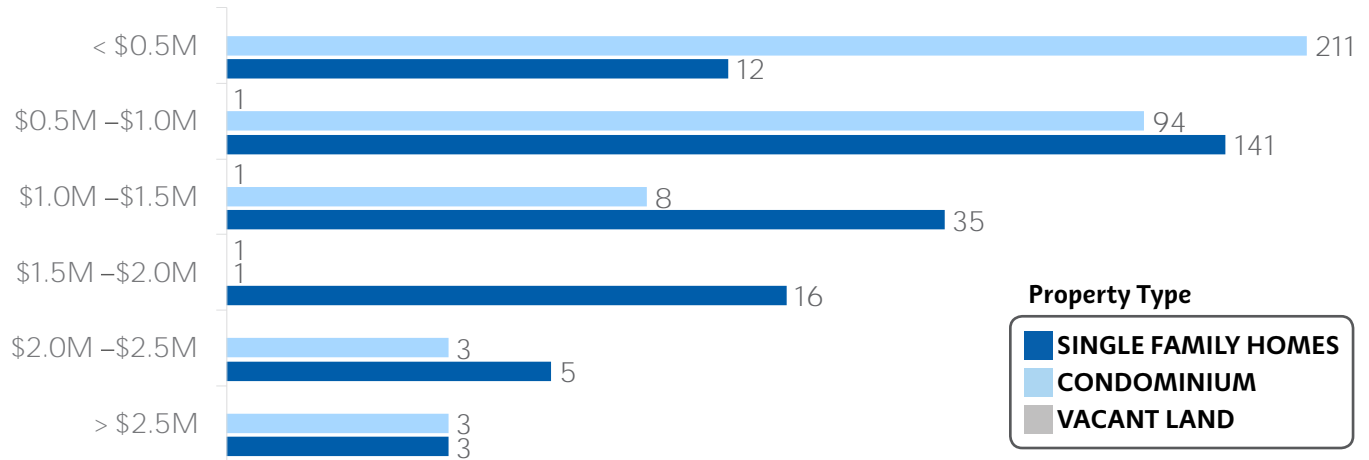
OF SALES: 654 ▼ 16%

MEDIAN SALES PRICE: \$405.5K ▼ 5.3%

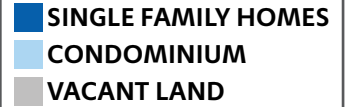
TOTAL \$ OF SALES: \$324.9M ▼ 22.2%

* Annual trend shown include 2015 to present; Top 8 Neighborhood Shown

ISLAND SALES (#) BY PRICE RANGE



Property Type



TG TEAM — Oahu

Let Us Be A Part Of Your Solution!

CHRISTOPHER P. AGUILERA
Senior Vice President
Escrow State Manager
O: (808) 533-5861 C: (808) 388-5444
caguilera@tghawaii.com

BRANDON CHOI
Branch Manager
King Street
O: (808) 592-5233 C: (808) 295-2241
bchoi@tghawaii.com

KRISTINA C. WOO-ARK
Account Manager
Windward & Metro
(808) 282-3613
kwoo-ark@tghawaii.com

BRIAN S. CHAN
Escrow Officer
King Street
O: (808) 592-5236 C: (808) 260-5673
bchan@tghawaii.com

TRISH FURTADO
Escrow Officer
Kailua
O: (808) 592-5241 C: (808) 271-2461
tfurtado@tghawaii.com

WILLARD HARAGUCHI
Senior Vice President
Title Operations
O: (808) 539-7727 C: (808) 271-4527
wharaguchi@tghawaii.com

DAVID T. OI
Branch Manager
Main
O: (808) 592-5235 C: (808) 208-9877
doi@tghawaii.com

VICKIE MARINO
Account Manager
East Oahu
(808) 286-4954
vmarino@tghawaii.com

ROXANNE OLAYAN
Senior Escrow Officer
Kahala
O: (808) 733-6038 C: (808) 294-2917
rolayan@tghawaii.com

MADELINE "MADDY" ARAKAKI
Escrow Officer
Kailua
O: (808) 266-2404 C: (808) 286-2590
marakaki@tghawaii.com

BARBARA PAULO
Vice President
Commercial Division Manager
O: (808) 521-0209 C: (808) 754-7462
bpaulo@tghawaii.com

NARA P. KIM
Branch Manager
Kapolei
O: (808) 630-2156 C: (808) 439-9990
nkim@tghawaii.com

GEMINIANO "BOBBY" ARRE
Escrow Officer
Main
O: (808) 535-1840 C: (808) 342-3082
garre@tghawaii.com

DIANA S. KANAGAWA
Escrow Officer
Kahala
O: (808) 733-6028 C: (808) 347-5974
dkanagawa@tghawaii.com

BRIAR K. NAKAMOTO
Escrow Officer
Mililani
O: (808) 630-2259 C: (808) 294-3589
bnakamoto@tghawaii.com

JEREMY R. TRUEBLOOD
Vice President
Commercial Manager
(808) 521-0208
jtrueblood@tghawaii.com

RYAN M. NAGATORI
Branch Manager
Kahala
O: (808) 733-6035 C: (808) 681-2488
rnagatori@tghawaii.com

JULIE OSHIRO
Escrow Officer
Main
O: (808) 535-1841 C: (808) 348-7954
joshiro@tghawaii.com

JEFF LEE
Escrow Officer
Kahala
O: (808) 733-6030 C: (808) 753-5206
jylee@tghawaii.com

JILL M. KIRIHARA
Escrow Officer
Mililani
O: (808) 630-2157 C: (808) 282-7492
jkirihara@tghawaii.com

ANN OSHIRO
Assistant Vice President
Main
(808) 521-0213
aoshiro@tghawaii.com

SHERRIE M. KIMATA
Branch Manager
Pearlridge
O: (808) 275-4441 C: (808) 754-9976
skimata@tghawaii.com

LOBELLA "BELLA" KINOSHITA
Escrow Officer
Main
O: (808) 521-0229 C: (808) 292-9447
lkinoshita@tghawaii.com

MIKI K. VILLARD
Escrow Officer
Kahala
O: (808) 733-6047 C: (808) 286-1047
mvillard@tghawaii.com

KYLE HOBSON DUDOIT
Escrow Officer
Pearlridge
(808) 275-4186
khobson@tghawaii.com

ALAN S. CHUN
Branch Manager
Hawaii Kai
O: (808) 394-5240 C: (808) 286-4940
achun@tghawaii.com

CARLA M. VIERRA
Account Manager
Metro Oahu
(808) 265-7095
cvierra@tghawaii.com

REY DAVID M. YEBAN
Escrow Officer
Main
(808) 521-0230
dyeban@tghawaii.com

KAELEE M. WON
Escrow Officer
Kahala
O: (808) 733-6044 C: (808) 688-4709
kmwon@tghawaii.com

SUSAN M. RATHBUN
Escrow Officer
Pearlridge
(808) 535-1846
srathbun@tghawaii.com

Visit a TG Oahu Branch Near You!

HAWAII KAI

808-394-5252

hawaiikai@tghawaii.com

KAPOLEI

808-690-9222

kapolei@tghawaii.com

KING STREET

808-592-5252

kingst@tghawaii.com

MILILANI

808-630-2344

mililani@tghawaii.com

KAHALA

808-733-6020

kahala@tghawaii.com

KAILUA

808-266-2060

kailua@tghawaii.com

MAIN

808-521-0211

main@tghawaii.com

PEARLRIDGE

808-483-8121

pearlridge@tghawaii.com