

STATEWIDE HOUSING STATISTICS

NOVEMBER 2018

Compliments of Title Guaranty

SINGLE FAMILY HOMES

# of Sales	Month		% Change	Y-T-D		% Change
	2018	2017		2018	2017	
Hawaii	180	188	▼4.3%	2,146	2,292	▼6.4%
Kauai	40	48	▼16.7%	551	510	▲8.0%
Maui	76	73	▲4.1%	1,043	1,011	▲3.2%
Oahu	288	332	▼13.3%	3,350	3,547	▼5.6%
Total	584	641	▼8.9%	7,090	7,360	▼3.7%

Median Sales Price	Month		% Change	Y-T-D		% Change
	2018	2017		2018	2017	
Hawaii	\$358,000	\$371,250	▼3.6%	\$355,000	\$350,000	▲1.4%
Kauai	\$782,500	\$682,500	▲14.7%	\$703,900	\$668,000	▲5.4%
Maui	\$740,398	\$688,000	▲7.6%	\$712,000	\$695,000	▲2.4%
Oahu	\$797,000	\$773,500	▲3.0%	\$790,000	\$758,000	▲4.2%

CONDOMINIUMS

# of Sales	Month		% Change	Y-T-D		% Change
	2018	2017		2018	2017	
Hawaii	49	63	▼22.2%	752	787	▼4.4%
Kauai	36	29	▲24.1%	440	409	▲7.6%
Maui	120	128	▼6.3%	1,534	1,313	▲16.8%
Oahu	429	501	▼14.4%	5,239	5,363	▼2.3%
Total	634	721	▼12.1%	7,965	7,872	▲1.2%

Median Sales Price	Month		% Change	Y-T-D		% Change
	2018	2017		2018	2017	
Hawaii	\$339,000	\$336,000	▲0.9%	\$350,000	\$310,500	▲12.7%
Kauai	\$552,500	\$412,000	▲34.1%	\$451,000	\$425,000	▲6.1%
Maui	\$528,650	\$399,500	▲32.3%	\$500,000	\$446,000	▲12.1%
Oahu	\$420,000	\$405,000	▲3.7%	\$425,000	\$405,000	▲4.9%

Source: Respective Islands' board of REALTORS®

Statistics provided by Title Guaranty. Information deemed reliable but not guaranteed. All rights to these materials are reserved; no reproduction without prior written consent.



TITLE GUARANTY
SERVING HAWAI'I SINCE 1896

*Title and Escrow is our business.
Hawaii is our home.*

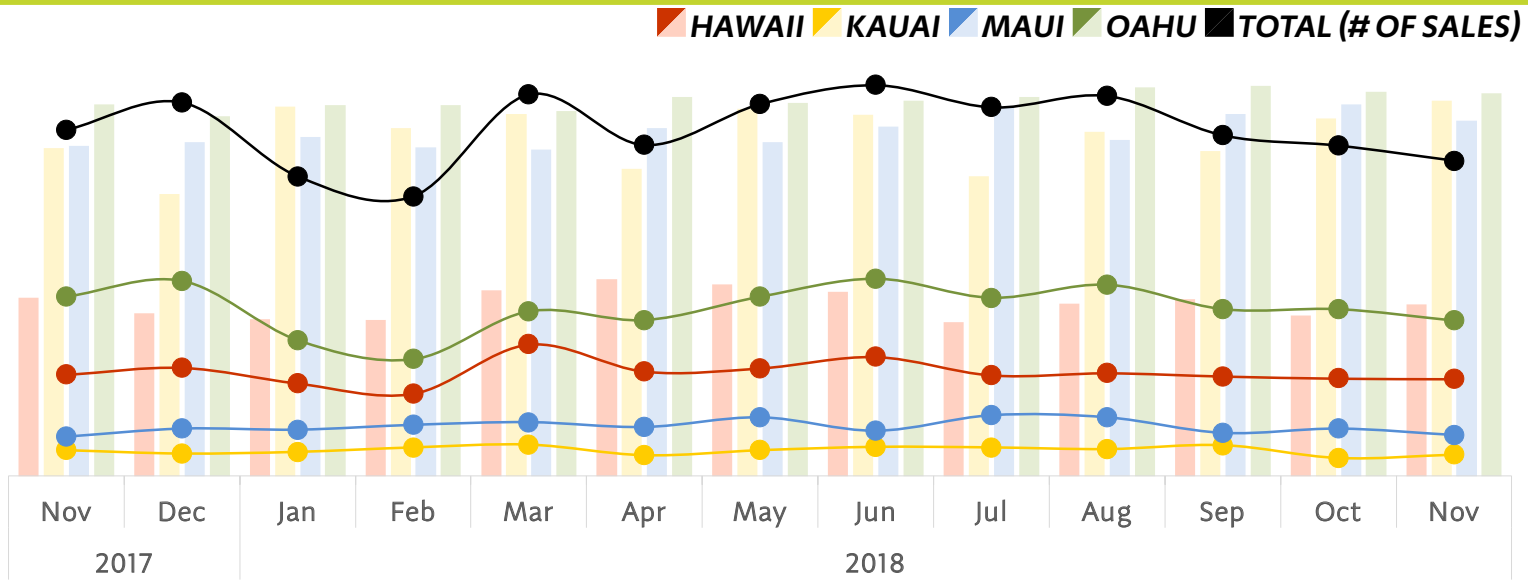
Call: (808) 521-0211 or Visit: TGHawaii.com

STATEWIDE HOUSING STATISTICS

NOVEMBER 2018

Compliments of Title Guaranty

SINGLE FAMILY HOMES



	# OF SALES MEDIAN SALES PRICE (\$)				Total (# of Sales)
	Hawaii	Kauai	Maui	Oahu	
2017					
Nov	188 \$371.3K	48 \$682.5K	73 \$688.0K	332 \$773.5K	641
Dec	201 \$339.0K	42 \$587.5K	88 \$695.5K	361 \$750.0K	692
2018					
Jan	172 \$327.0K	45 \$770.0K	86 \$707.0K	252 \$772.0K	555
Feb	153 \$325.0K	53 \$725.0K	95 \$685.0K	217 \$772.5K	518
Mar	244 \$387.0K	58 \$753.5K	100 \$680.0K	305 \$760.0K	707
Apr	194 \$409.5K	39 \$640.0K	91 \$725.0K	289 \$790.0K	613
May	200 \$400.0K	48 \$765.0K	109 \$695.0K	332 \$778.0K	689
Jun	221 \$384.0K	54 \$752.5K	84 \$727.5K	365 \$782.4K	724
Jul	187 \$320.0K	53 \$625.0K	113 \$769.0K	330 \$789.5K	683
Aug	191 \$359.0K	50 \$716.5K	109 \$700.0K	354 \$810.0K	704
Sep	185 \$368.0K	57 \$677.0K	80 \$754.2K	309 \$812.5K	631
Oct	181 \$335.0K	34 \$745.0K	88 \$774.2K	309 \$800.0K	612
Nov	180 \$358.0K	40 \$782.5K	76 \$740.4K	288 \$797.0K	584

Source: Respective Islands' board of REALTORS®

Statistics provided by Title Guaranty. Information deemed reliable but not guaranteed. All rights to these materials are reserved; no reproduction without prior written consent.



TITLE GUARANTY
SERVING HAWAI'I SINCE 1896

*Title and Escrow is our business.
Hawaii is our home.*

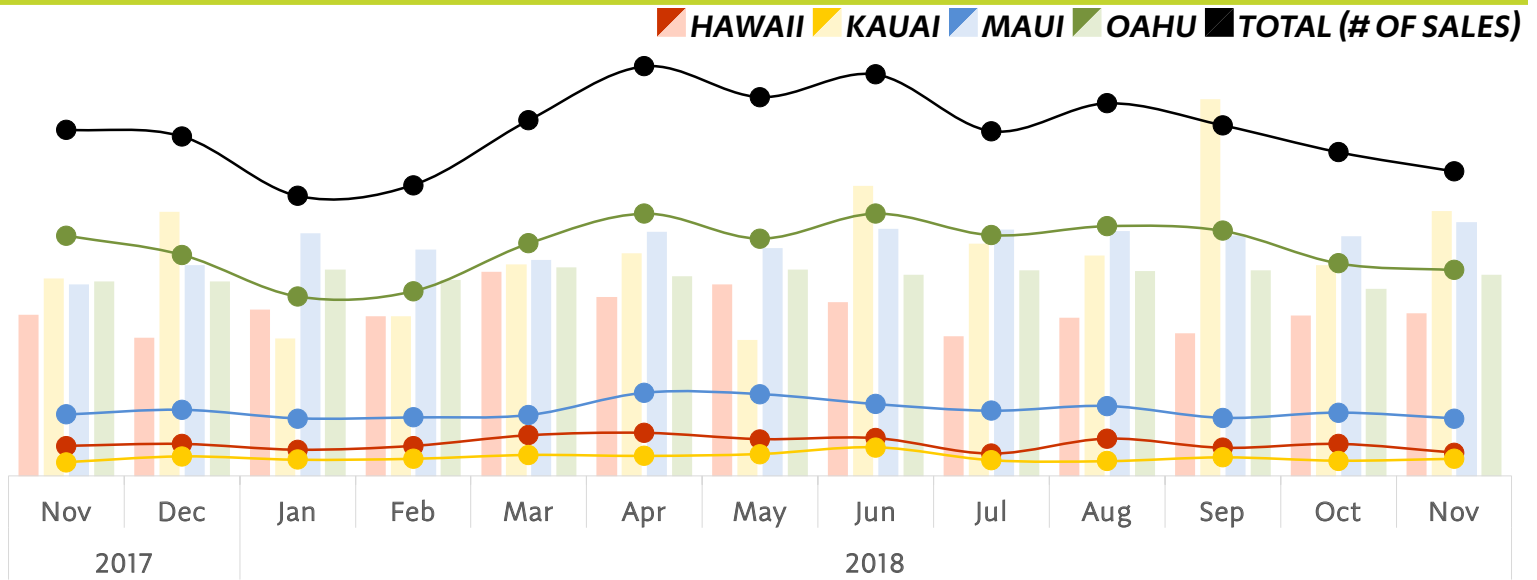
Call: (808) 521-0211 or Visit: TGHawaii.com

STATEWIDE HOUSING STATISTICS

NOVEMBER 2018

Compliments of Title Guaranty

CONDOMINIUMS



	# OF SALES MEDIAN SALES PRICE (\$)				Total (# of Sales)
	Hawaii	Kauai	Maui	Oahu	
2017					
Nov	63 \$336.0K	29 \$412.0K	128 \$399.5K	501 \$405.0K	721
Dec	67 \$288.0K	41 \$550.0K	138 \$440.0K	461 \$405.0K	707
2018					
Jan	55 \$347.0K	34 \$287.5K	120 \$505.6K	374 \$430.0K	583
Feb	63 \$332.5K	36 \$333.0K	122 \$472.5K	385 \$409.0K	606
Mar	85 \$425.0K	44 \$441.5K	127 \$450.0K	485 \$435.0K	741
Apr	90 \$372.5K	42 \$463.5K	174 \$508.5K	547 \$416.0K	853
May	77 \$400.0K	46 \$284.5K	171 \$475.0K	495 \$430.0K	789
Jun	79 \$362.5K	60 \$604.5K	150 \$515.0K	547 \$420.0K	836
Jul	47 \$292.2K	33 \$485.0K	136 \$513.2K	502 \$429.5K	718
Aug	78 \$330.0K	31 \$459.0K	146 \$510.0K	521 \$427.0K	776
Sep	59 \$297.5K	39 \$785.0K	121 \$501.0K	511 \$428.0K	730
Oct	67 \$335.0K	32 \$440.0K	132 \$499.0K	443 \$390.0K	674
Nov	49 \$339.0K	36 \$552.5K	120 \$528.7K	429 \$420.0K	634

Source: Respective Islands' board of REALTORS®

Statistics provided by Title Guaranty. Information deemed reliable but not guaranteed. All rights to these materials are reserved; no reproduction without prior written consent.



TITLE GUARANTY
SERVING HAWAI'I SINCE 1896

*Title and Escrow is our business.
Hawaii is our home.*

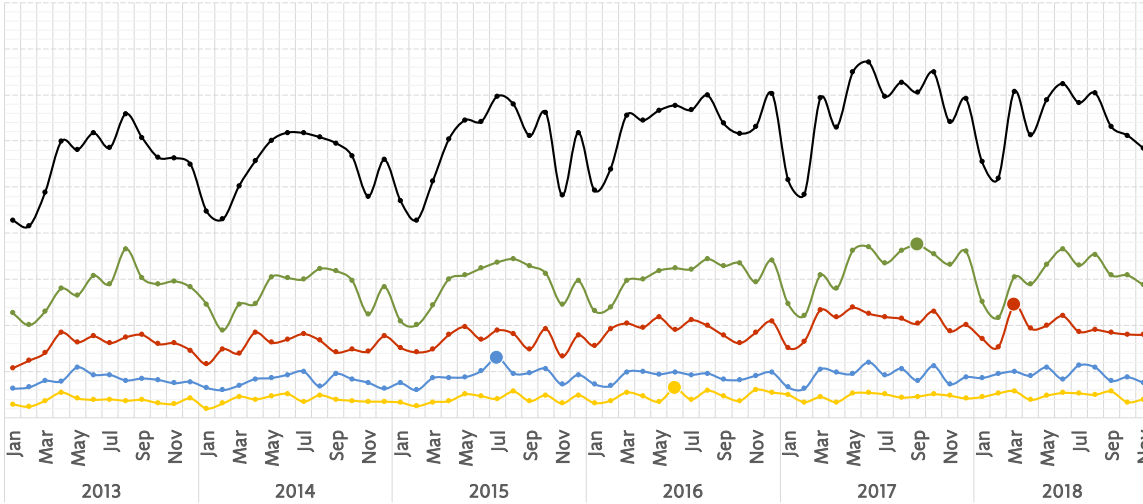
Call: (808) 521-0211 or Visit: TGHawaii.com

STATEWIDE HOUSING STATISTICS

NOVEMBER 2018

Compliments of Title Guaranty

SINGLE FAMILY HOMES



CURRENT MONTH
(VS LAST YEAR)

STATEWIDE ↓ 584

OAHU ↓ 288

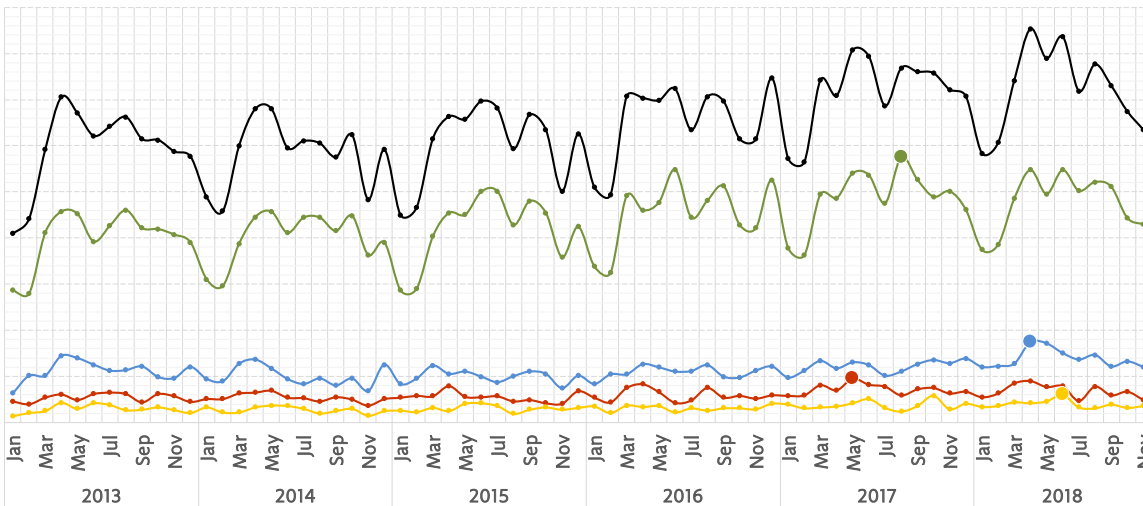
HAWAII ↓ 180

MAUI ↑ 76

KAUAI ↓ 40

● **HIGH**

CONDOMINIUMS



CURRENT MONTH
(VS LAST YEAR)

STATEWIDE ↓ 634

OAHU ↓ 429

MAUI ↓ 120

HAWAII ↓ 49

KAUAI ↑ 36

● **HIGH**

Source: Respective Islands' board of REALTORS®

Statistics provided by Title Guaranty. Information deemed reliable but not guaranteed. All rights to these materials are reserved; no reproduction without prior written consent.



TITLE GUARANTY
SERVING HAWAII SINCE 1896

*Title and Escrow is our business.
Hawaii is our home.*

Call: (808) 521-0211 or Visit: TGHawaii.com