

STATEWIDE HOUSING STATISTICS

JUNE 2019

Compliments of Title Guaranty

SINGLE FAMILY HOMES

# of Sales	Month			Y-T-D	% Change	
	2019	2018	% Change			
Hawaii	208	226	▼8.0%	1,166	1,217	▼4.2%
Kauai	62	56	▲10.7%	283	308	▼8.1%
Maui	87	85	▲2.4%	537	576	▼6.8%
Oahu	327	365	▼10.4%	1,695	1,760	▼3.7%
Total	684	732	▼6.6%	3,681	3,861	▼4.7%

Median Sales Price	Month			Y-T-D	% Change	
	2019	2018	% Change			
Hawaii	\$369,000	\$381,250	▼3.2%	\$379,000	\$368,300	▲2.9%
Kauai	\$622,500	\$730,000	▼14.7%	\$642,663	\$732,000	▼12.2%
Maui	\$750,000	\$725,000	▲3.4%	\$740,000	\$690,000	▲7.2%
Oahu	\$800,000	\$782,388	▲2.3%	\$775,000	\$779,000	▼0.5%

CONDOMINIUMS

# of Sales	Month			Y-T-D	% Change	
	2019	2018	% Change			
Hawaii	72	79	▼8.9%	454	449	▲1.1%
Kauai	40	62	▼35.5%	212	265	▼20.0%
Maui	122	151	▼19.2%	810	871	▼7.0%
Oahu	473	547	▼13.5%	2,583	2,833	▼8.8%
Total	707	839	▼15.7%	4,059	4,418	▼8.1%

Median Sales Price	Month			Y-T-D	% Change	
	2019	2018	% Change			
Hawaii	\$389,750	\$362,500	▲7.5%	\$375,000	\$372,500	▲0.7%
Kauai	\$546,500	\$587,000	▼6.9%	\$551,154	\$400,000	▲37.8%
Maui	\$552,000	\$515,000	▲7.2%	\$522,000	\$495,000	▲5.5%
Oahu	\$432,500	\$420,000	▲3.0%	\$419,000	\$425,000	▼1.4%

Source: Respective Islands' board of REALTORS®

Statistics provided by Title Guaranty. Information deemed reliable but not guaranteed. All rights to these materials are reserved; no reproduction without prior written consent.



TITLE GUARANTY
SERVING HAWAI'I SINCE 1896

*Title and Escrow is our business.
Hawaii is our home.*

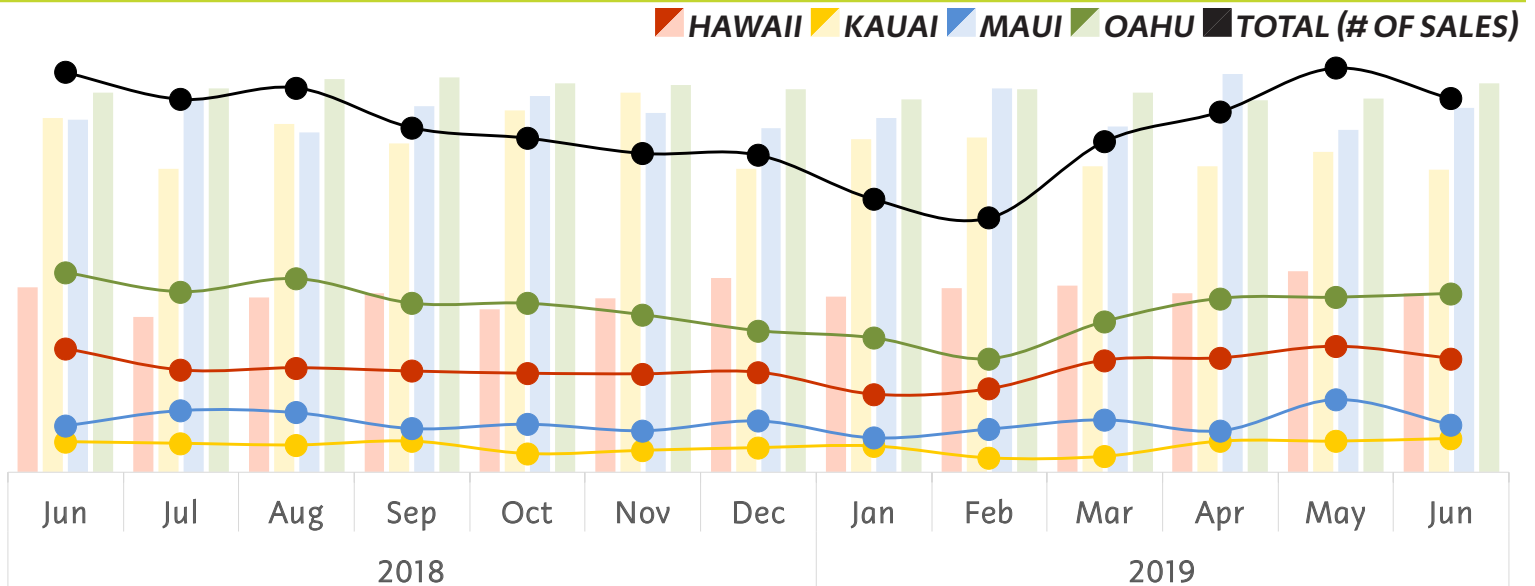
Call: (808) 521-0211 or Visit: TGHawaii.com

STATEWIDE HOUSING STATISTICS

JUNE 2019

Compliments of Title Guaranty

SINGLE FAMILY HOMES



# OF SALES MEDIAN SALES PRICE (\$)	Hawaii	Kauai	Maui	Oahu	Total (# of Sales)
--------------------------------------	--------	-------	------	------	--------------------

2018					
Jun	226 \$381.3K	56 \$730.0K	85 \$725.0K	365 \$782.4K	732
Jul	187 \$320.0K	53 \$625.0K	113 \$769.0K	330 \$789.5K	683
Aug	191 \$359.0K	50 \$716.5K	109 \$700.0K	354 \$810.0K	704
Sep	185 \$368.0K	57 \$677.0K	80 \$754.2K	309 \$812.5K	631
Oct	181 \$335.0K	34 \$745.0K	88 \$774.2K	309 \$800.0K	612
Nov	180 \$358.0K	40 \$782.5K	76 \$740.4K	288 \$797.0K	584
Dec	183 \$399.0K	45 \$625.0K	94 \$708.8K	259 \$788.0K	581
2019					
Jan	143 \$361.3K	48 \$685.8K	63 \$730.0K	246 \$767.5K	500
Feb	153 \$379.0K	26 \$689.0K	79 \$790.0K	208 \$789.0K	466
Mar	205 \$383.9K	29 \$629.9K	96 \$712.7K	276 \$782.5K	606
Apr	209 \$369.0K	57 \$630.0K	76 \$819.5K	318 \$766.8K	660
May	230 \$413.0K	57 \$660.0K	133 \$705.0K	320 \$770.0K	740
Jun	208 \$369.0K	62 \$622.5K	87 \$750.0K	327 \$800.0K	684

Source: Respective Islands' board of REALTORS®

Statistics provided by Title Guaranty. Information deemed reliable but not guaranteed. All rights to these materials are reserved; no reproduction without prior written consent.



TITLE GUARANTY
SERVING HAWAI'I SINCE 1896

*Title and Escrow is our business.
Hawaii is our home.*

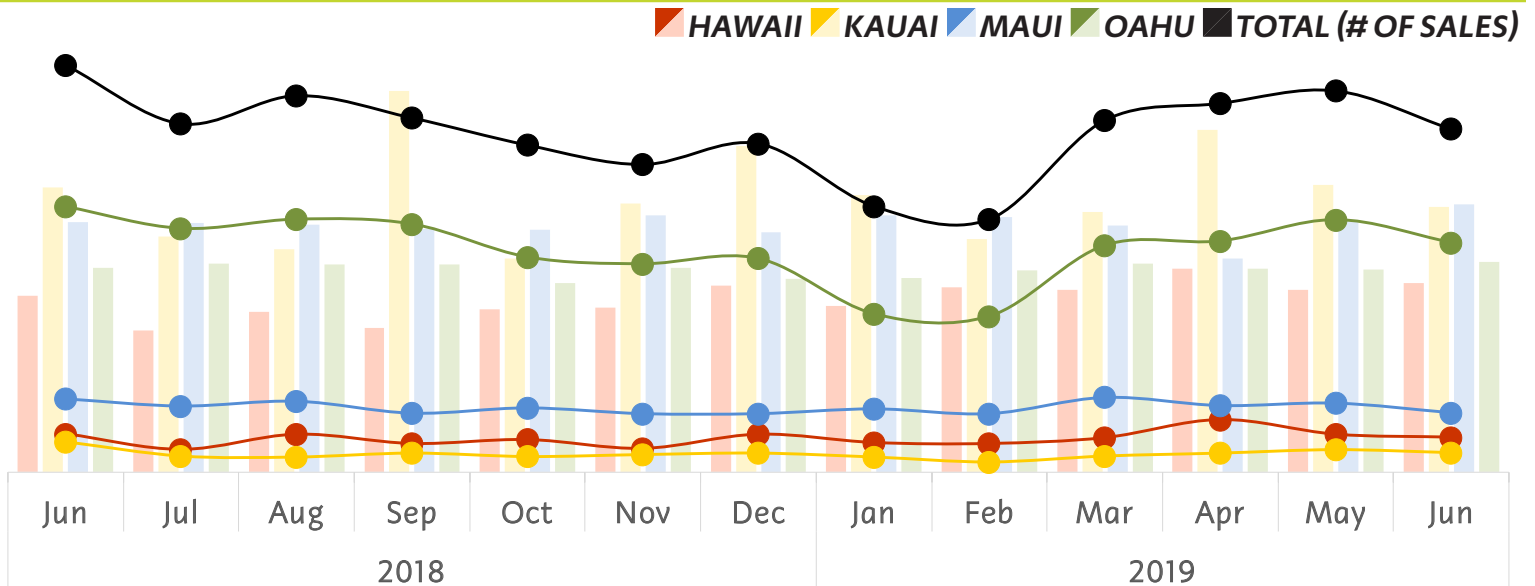
Call: (808) 521-0211 or Visit: TGHawaii.com

STATEWIDE HOUSING STATISTICS

JUNE 2019

Compliments of Title Guaranty

CONDOMINIUMS



# OF SALES MEDIAN SALES PRICE (\$)	Hawaii	Kauai	Maui	Oahu	Total (# of Sales)
--------------------------------------	--------	-------	------	------	--------------------

2018					
Jun	79 \$362.5K	62 \$587.0K	151 \$515.0K	547 \$420.0K	839
Jul	47 \$292.2K	33 \$485.0K	136 \$513.2K	502 \$429.5K	718
Aug	78 \$330.0K	31 \$459.0K	146 \$510.0K	521 \$427.0K	776
Sep	59 \$297.5K	39 \$785.0K	121 \$501.0K	511 \$428.0K	730
Oct	67 \$335.0K	32 \$440.0K	132 \$499.0K	443 \$390.0K	674
Nov	49 \$339.0K	36 \$552.5K	120 \$528.7K	429 \$420.0K	634
Dec	78 \$384.0K	39 \$671.7K	120 \$493.5K	440 \$398.5K	677
2019					
Jan	61 \$341.5K	31 \$570.0K	130 \$528.5K	326 \$399.0K	548
Feb	59 \$380.0K	21 \$480.0K	120 \$524.5K	321 \$415.0K	521
Mar	71 \$375.0K	33 \$535.0K	154 \$508.5K	467 \$429.0K	725
Apr	108 \$418.5K	39 \$705.0K	137 \$440.0K	476 \$419.0K	760
May	78 \$375.0K	46 \$591.0K	142 \$518.5K	520 \$417.5K	786
Jun	72 \$389.8K	40 \$546.5K	122 \$552.0K	473 \$432.5K	707

Source: Respective Islands' board of REALTORS®

Statistics provided by Title Guaranty. Information deemed reliable but not guaranteed. All rights to these materials are reserved; no reproduction without prior written consent.



TITLE GUARANTY
SERVING HAWAI'I SINCE 1896

*Title and Escrow is our business.
Hawaii is our home.*

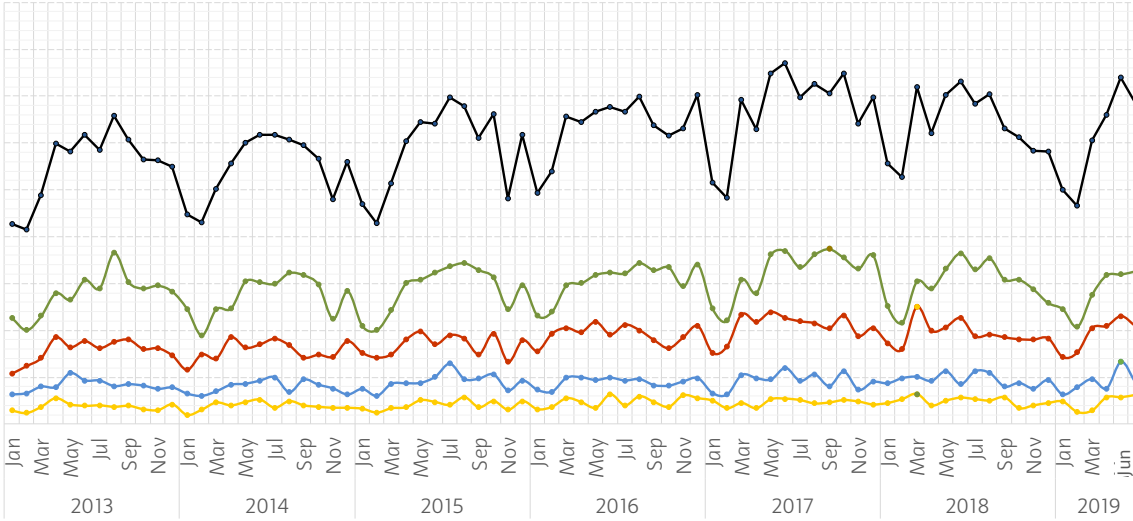
Call: (808) 521-0211 or Visit: TGHawaii.com

STATEWIDE HOUSING STATISTICS

JUNE 2019

Compliments of Title Guaranty

SINGLE FAMILY HOMES



CURRENT MONTH
(VS LAST YEAR)

STATEWIDE ↓ 684

OAHU ↓ 327

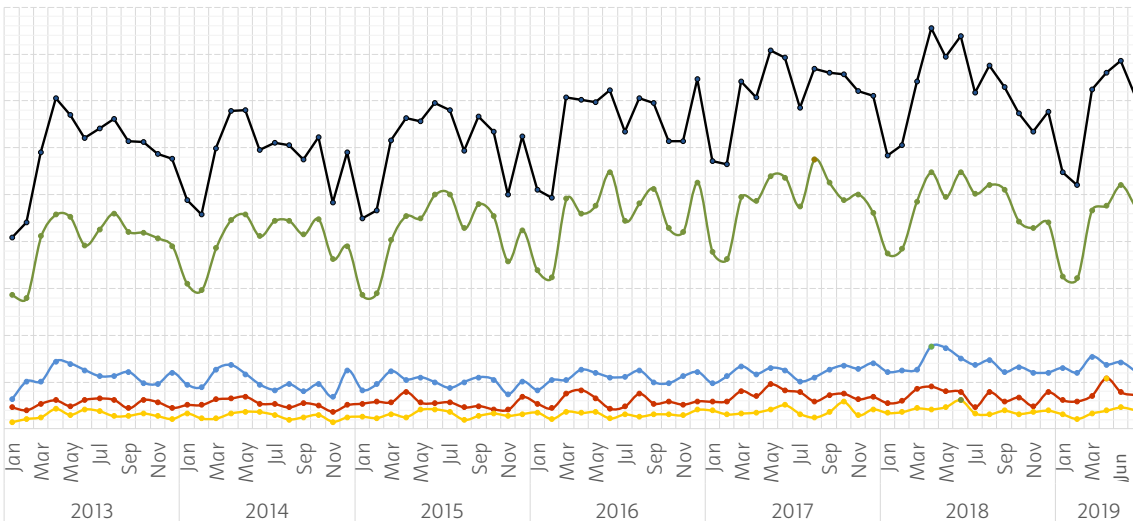
HAWAII ↓ 208

MAUI ↑ 87

KAUAI ↑ 62

● **HIGH**

CONDOMINIUMS



CURRENT MONTH
(VS LAST YEAR)

STATEWIDE ↓ 707

OAHU ↓ 473

MAUI ↓ 122

HAWAII ↓ 72

KAUAI ↓ 40

● **HIGH**

Source: Respective Islands' board of REALTORS®

Statistics provided by Title Guaranty. Information deemed reliable but not guaranteed. All rights to these materials are reserved; no reproduction without prior written consent.



TITLE GUARANTY
SERVING HAWAII SINCE 1896

*Title and Escrow is our business.
Hawaii is our home.*

Call: (808) 521-0211 or Visit: TGHawaii.com