

STATEWIDE HOUSING STATISTICS

JULY 2019

Compliments of Title Guaranty

SINGLE FAMILY HOMES

# of Sales	July 2019	Month	July 2018	% Change	Y-T-D 2019	Y-T-D 2018	% Change
Hawaii	218		188	▲16.0%	1,385	1,405	▼1.4%
Kauai	59		57	▲3.5%	343	365	▼6.0%
Maui	84		114	▼26.3%	622	691	▼10.0%
Oahu	372		330	▲12.7%	2,067	2,090	▼1.1%
Total	733		689	▲6.4%	4,417	4,551	▼2.9%

Median Sales Price	July 2019	Month	July 2018	% Change	Y-T-D 2019	Y-T-D 2018	% Change
Hawaii	\$377,000		\$320,000	▲17.8%	\$379,000	\$360,000	▲5.3%
Kauai	\$650,000		\$615,000	▲5.7%	\$646,025	\$700,007	▼7.7%
Maui	\$794,500		\$764,500	▲3.9%	\$750,000	\$699,500	▲7.2%
Oahu	\$835,000		\$789,500	▲5.8%	\$785,000	\$782,388	▲0.3%

CONDOMINIUMS

# of Sales	July 2019	Month	July 2018	% Change	Y-T-D 2019	Y-T-D 2018	% Change
Hawaii	63		47	▲34.0%	519	496	▲4.6%
Kauai	36		34	▲5.9%	239	299	▼20.1%
Maui	159		138	▲15.2%	969	1,009	▼4.0%
Oahu	513		502	▲2.2%	3,096	3,335	▼7.2%
Total	771		721	▲6.9%	4,823	5,139	▼6.1%

Median Sales Price	July 2019	Month	July 2018	% Change	Y-T-D 2019	Y-T-D 2018	% Change
Hawaii	\$325,000		\$292,200	▲11.2%	\$372,000	\$363,750	▲2.3%
Kauai	\$630,000		\$480,000	▲31.3%	\$560,000	\$435,000	▲28.7%
Maui	\$493,000		\$513,163	▼3.9%	\$518,000	\$496,000	▲4.4%
Oahu	\$461,500		\$429,500	▲7.5%	\$425,000	\$425,000	-

Source: Respective Islands' board of REALTORS®

Statistics provided by Title Guaranty. Information deemed reliable but not guaranteed. All rights to these materials are reserved; no reproduction without prior written consent.



TITLE GUARANTY
SERVING HAWAI'I SINCE 1896

*Title and Escrow is our business.
Hawaii is our home.*

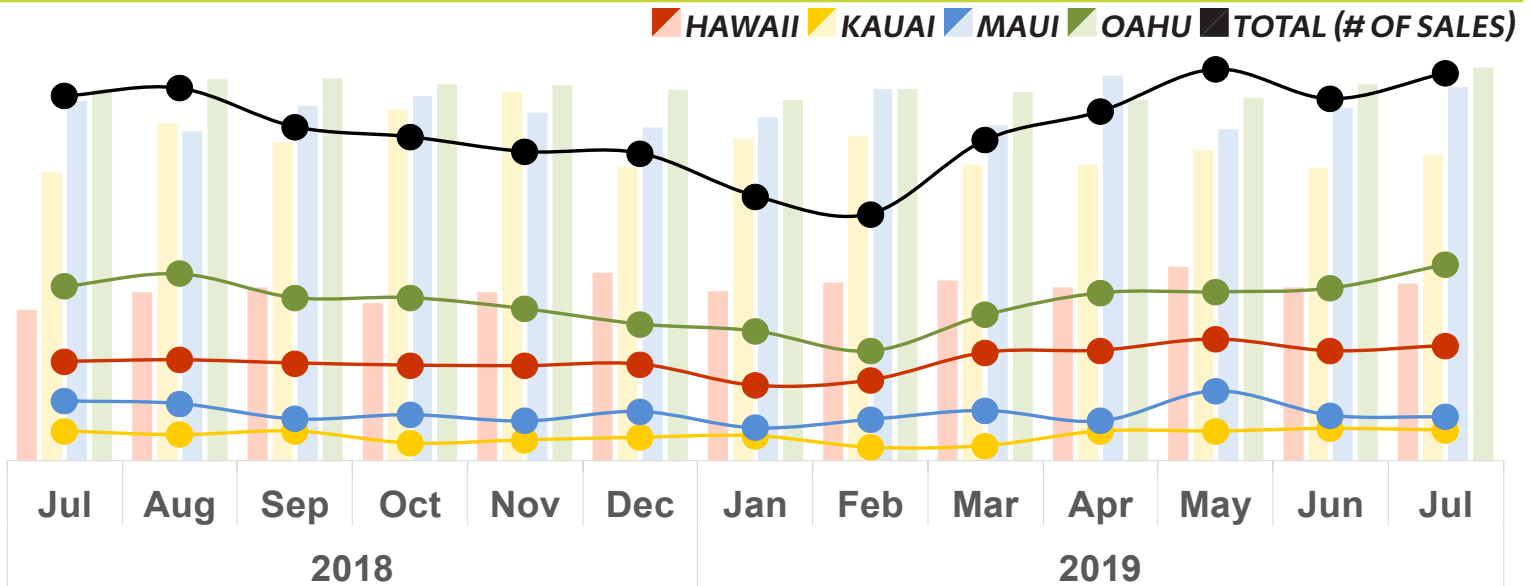
Call: (808) 521-0211 or Visit: TGHawaii.com

STATEWIDE HOUSING STATISTICS

JULY 2019

Compliments of Title Guaranty

SINGLE FAMILY HOMES



# OF SALES MEDIAN SALES PRICE (\$)	Hawaii	Kauai	Maui	Oahu	Total (# of Sales)
--------------------------------------	--------	-------	------	------	--------------------

2018					
Jul	188 \$320.0K	57 \$615.0K	114 \$764.5K	330 \$789.5K	689
Aug	191 \$359.0K	50 \$716.5K	109 \$700.0K	354 \$810.0K	704
Sep	185 \$368.0K	57 \$677.0K	80 \$754.2K	309 \$812.5K	631
Oct	181 \$335.0K	34 \$745.0K	88 \$774.2K	309 \$800.0K	612
Nov	180 \$358.0K	40 \$782.5K	76 \$740.4K	288 \$797.0K	584
Dec	183 \$399.0K	45 \$625.0K	94 \$708.8K	259 \$788.0K	581
2019					
Jan	143 \$361.3K	48 \$685.8K	63 \$730.0K	246 \$767.5K	500
Feb	153 \$379.0K	26 \$689.0K	79 \$790.0K	208 \$789.0K	466
Mar	205 \$383.9K	29 \$629.9K	96 \$712.7K	276 \$782.5K	606
Apr	209 \$369.0K	57 \$630.0K	76 \$819.5K	318 \$766.8K	660
May	230 \$413.0K	57 \$660.0K	133 \$705.0K	320 \$770.0K	740
Jun	208 \$369.0K	62 \$622.5K	87 \$750.0K	327 \$800.0K	684
Jul	218 \$377.0K	59 \$650.0K	84 \$794.5K	372 \$835.0K	733

Source: Respective Islands' board of REALTORS®

Statistics provided by Title Guaranty. Information deemed reliable but not guaranteed. All rights to these materials are reserved; no reproduction without prior written consent.



TITLE GUARANTY
SERVING HAWAI'I SINCE 1896

*Title and Escrow is our business.
Hawaii is our home.*

Call: (808) 521-0211 or Visit: TGHawaii.com

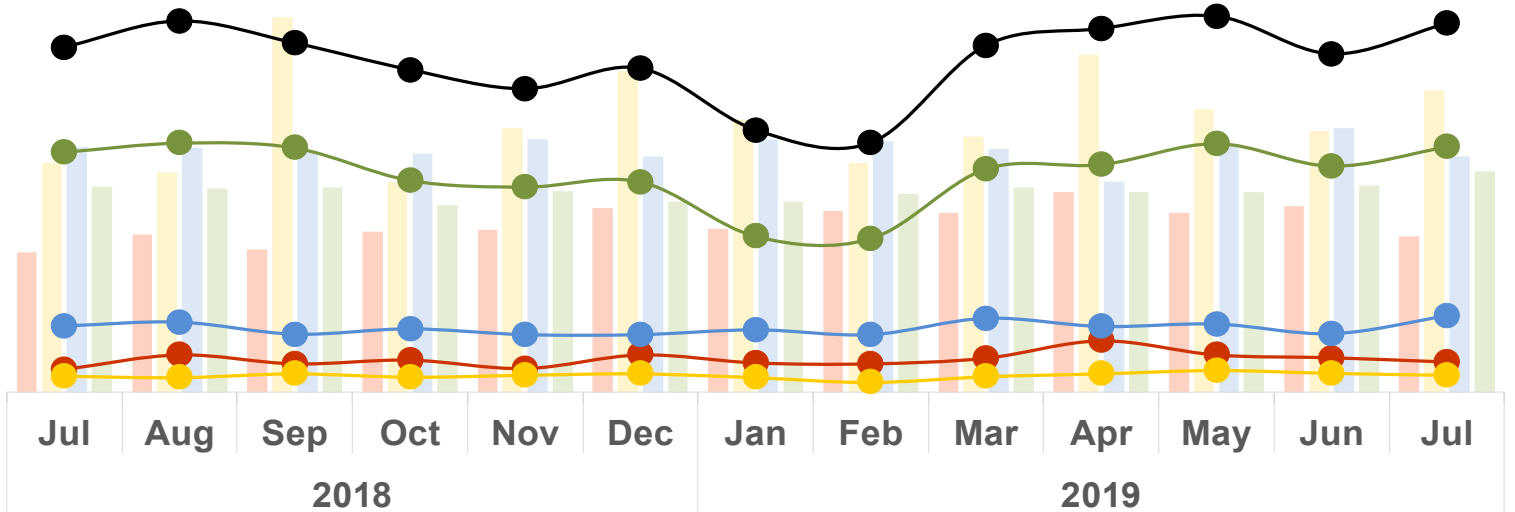
STATEWIDE HOUSING STATISTICS

JULY 2019

Compliments of Title Guaranty

CONDOMINIUMS

■ HAWAII ■ KAUAI ■ MAUI ■ OAHU ■ TOTAL (# OF SALES)



# OF SALES MEDIAN SALES PRICE (\$)	Hawaii	Kauai	Maui	Oahu	Total (# of Sales)
2018					
Jul	47 \$292.2K	34 \$480.0K	138 \$513.2K	502 \$429.5K	721
Aug	78 \$330.0K	31 \$459.0K	146 \$510.0K	521 \$427.0K	776
Sep	59 \$297.5K	39 \$785.0K	121 \$501.0K	511 \$428.0K	730
Oct	67 \$335.0K	32 \$440.0K	132 \$499.0K	443 \$390.0K	674
Nov	49 \$339.0K	36 \$552.5K	120 \$528.7K	429 \$420.0K	634
Dec	78 \$384.0K	39 \$671.7K	120 \$493.5K	440 \$398.5K	677
2019					
Jan	61 \$341.5K	31 \$570.0K	130 \$528.5K	326 \$399.0K	548
Feb	59 \$380.0K	21 \$480.0K	120 \$524.5K	321 \$415.0K	521
Mar	71 \$375.0K	33 \$535.0K	154 \$508.5K	467 \$429.0K	725
Apr	108 \$418.5K	39 \$705.0K	137 \$440.0K	476 \$419.0K	760
May	78 \$375.0K	46 \$591.0K	142 \$518.5K	520 \$417.5K	786
Jun	72 \$389.8K	40 \$546.5K	122 \$552.0K	473 \$432.5K	707
Jul	63 \$325.0K	36 \$630.0K	159 \$493.0K	513 \$461.5K	771

Source: Respective Islands' board of REALTORS®

Statistics provided by Title Guaranty. Information deemed reliable but not guaranteed. All rights to these materials are reserved; no reproduction without prior written consent.



TITLE GUARANTY
SERVING HAWAI'I SINCE 1896

*Title and Escrow is our business.
Hawaii is our home.*

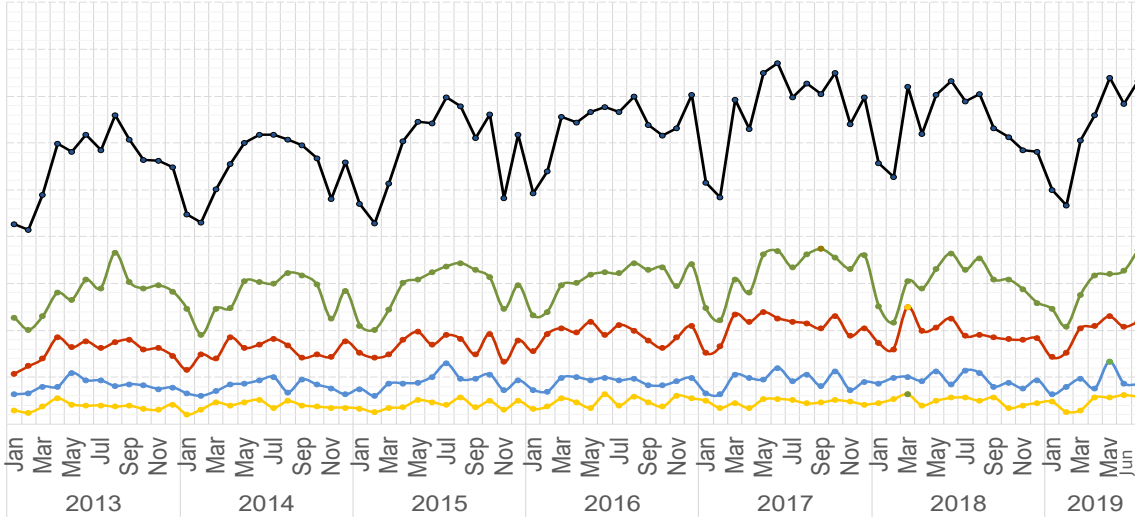
Call: (808) 521-0211 or Visit: TGHawaii.com

STATEWIDE HOUSING STATISTICS

JULY 2019

Compliments of Title Guaranty

SINGLE FAMILY HOMES



CURRENT MONTH
(VS LAST YEAR)

STATEWIDE ↑ 771

OAHU ↑ 513

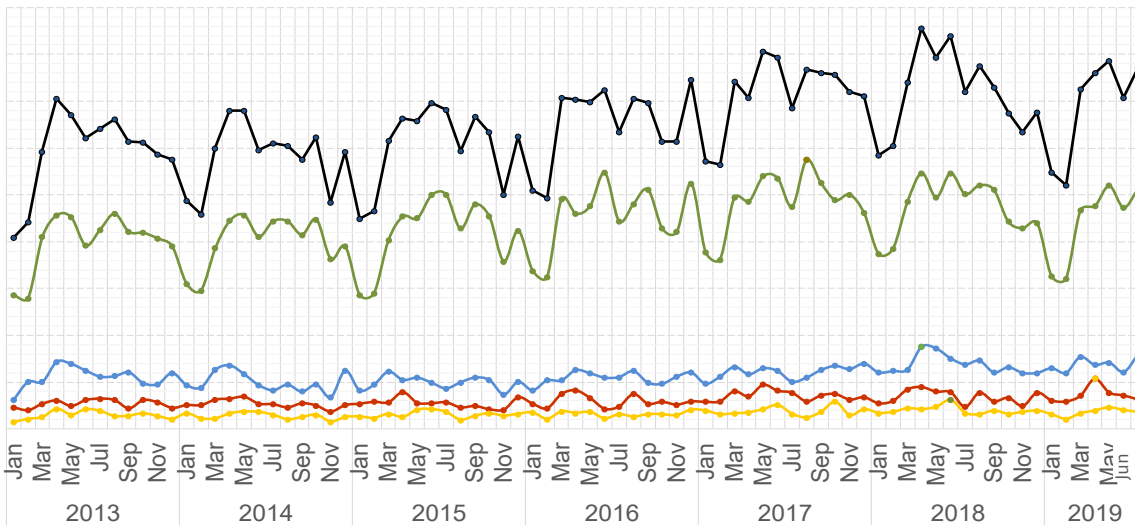
MAUI ↑ 159

HAWAII ↑ 63

KAUAI ↑ 36

● **HIGH**

CONDOMINIUMS



CURRENT MONTH
(VS LAST YEAR)

STATEWIDE ↑ 733

OAHU ↑ 372

HAWAII ↑ 218

MAUI ↓ 84

KAUAI ↑ 59

● **HIGH**

Source: Respective Islands' board of REALTORS®

Statistics provided by Title Guaranty. Information deemed reliable but not guaranteed. All rights to these materials are reserved; no reproduction without prior written consent.



TITLE GUARANTY
SERVING HAWAII SINCE 1896

*Title and Escrow is our business.
Hawaii is our home.*

Call: (808) 521-0211 or Visit: TGHawaii.com