

# STATEWIDE HOUSING STATISTICS

## FEBRUARY 2019

Compliments of Title Guaranty

### SINGLE FAMILY HOMES

# of Sales	Month			Y-T-D		
	2019	2018	% Change	2019	2018	% Change
Hawaii	153	160	▼4.4%	301	333	▼9.6%
Kauai	26	53	▼50.9%	74	98	▼24.5%
Maui	79	98	▼19.4%	142	185	▼23.2%
Oahu	208	217	▼4.1%	454	469	▼3.2%
<b>Total</b>	<b>466</b>	<b>528</b>	<b>▼11.7%</b>	<b>971</b>	<b>1,085</b>	<b>▼10.5%</b>

Median Sales Price	Month			Y-T-D		
	2019	2018	% Change	2019	2018	% Change
Hawaii	\$379,000	\$322,500	▲17.5%	\$370,000	\$325,000	▲13.8%
Kauai	\$689,000	\$725,000	▼5.0%	\$689,000	\$737,500	▼6.6%
Maui	\$790,000	\$684,350	▲15.4%	\$751,425	\$685,000	▲9.7%
Oahu	\$789,000	\$772,500	▲2.1%	\$776,000	\$772,500	▲0.5%

### CONDOMINIUMS

# of Sales	Month			Y-T-D		
	2019	2018	% Change	2019	2018	% Change
Hawaii	59	60	▼1.7%	123	115	▲7.0%
Kauai	21	36	▼41.7%	52	70	▼25.7%
Maui	120	124	▼3.2%	250	245	▲2.0%
Oahu	321	385	▼16.6%	647	759	▼14.8%
<b>Total</b>	<b>521</b>	<b>605</b>	<b>▼13.9%</b>	<b>1,072</b>	<b>1,189</b>	<b>▼9.8%</b>

Median Sales Price	Month			Y-T-D		
	2019	2018	% Change	2019	2018	% Change
Hawaii	\$380,000	\$332,500	▲14.3%	\$350,000	\$340,000	▲2.9%
Kauai	\$480,000	\$333,000	▲44.1%	\$545,000	\$317,500	▲71.7%
Maui	\$524,500	\$469,250	▲11.8%	\$525,451	\$485,000	▲8.3%
Oahu	\$415,000	\$409,000	▲1.5%	\$405,000	\$423,000	▼4.3%

Source: Respective Islands' board of REALTORS®

Statistics provided by Title Guaranty. Information deemed reliable but not guaranteed. All rights to these materials are reserved; no reproduction without prior written consent.



**TITLE GUARANTY**  
SERVING HAWAI'I SINCE 1896

*Title and Escrow is our business.  
Hawaii is our home.*

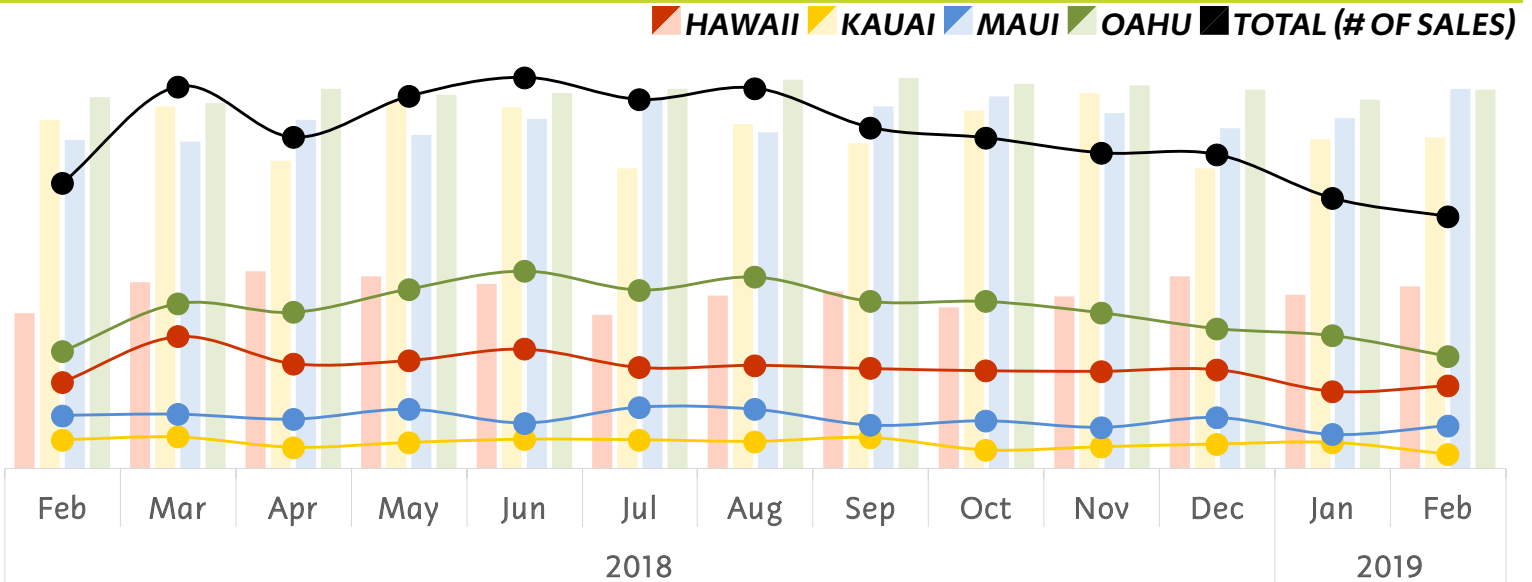
Call: (808) 521-0211 or Visit: TGHawaii.com

# STATEWIDE HOUSING STATISTICS

## FEBRUARY 2019

Compliments of Title Guaranty

### SINGLE FAMILY HOMES



# OF SALES   MEDIAN SALES PRICE (\$)	Hawaii	Kauai	Maui	Oahu	Total (# of Sales)
--------------------------------------	--------	-------	------	------	--------------------

2018					
Feb	160   \$322.5K	53   \$725.0K	98   \$684.4K	217   \$772.5K	528
Mar	244   \$387.0K	58   \$753.5K	100   \$680.0K	305   \$760.0K	707
Apr	194   \$409.5K	39   \$640.0K	91   \$725.0K	289   \$790.0K	613
May	200   \$400.0K	48   \$765.0K	109   \$695.0K	332   \$778.0K	689
Jun	221   \$384.0K	54   \$752.5K	84   \$727.5K	365   \$782.4K	724
Jul	187   \$320.0K	53   \$625.0K	113   \$769.0K	330   \$789.5K	683
Aug	191   \$359.0K	50   \$716.5K	109   \$700.0K	354   \$810.0K	704
Sep	185   \$368.0K	57   \$677.0K	80   \$754.2K	309   \$812.5K	631
Oct	181   \$335.0K	34   \$745.0K	88   \$774.2K	309   \$800.0K	612
Nov	180   \$358.0K	40   \$782.5K	76   \$740.4K	288   \$797.0K	584
Dec	183   \$399.0K	45   \$625.0K	94   \$708.8K	259   \$788.0K	581
2019					
Jan	143   \$361.3K	48   \$685.8K	63   \$730.0K	246   \$767.5K	500
Feb	153   \$379.0K	26   \$689.0K	79   \$790.0K	208   \$789.0K	466

Source: Respective Islands' board of REALTORS®

Statistics provided by Title Guaranty. Information deemed reliable but not guaranteed. All rights to these materials are reserved; no reproduction without prior written consent.



**TITLE GUARANTY**  
SERVING HAWAI'I SINCE 1896

*Title and Escrow is our business.  
Hawaii is our home.*

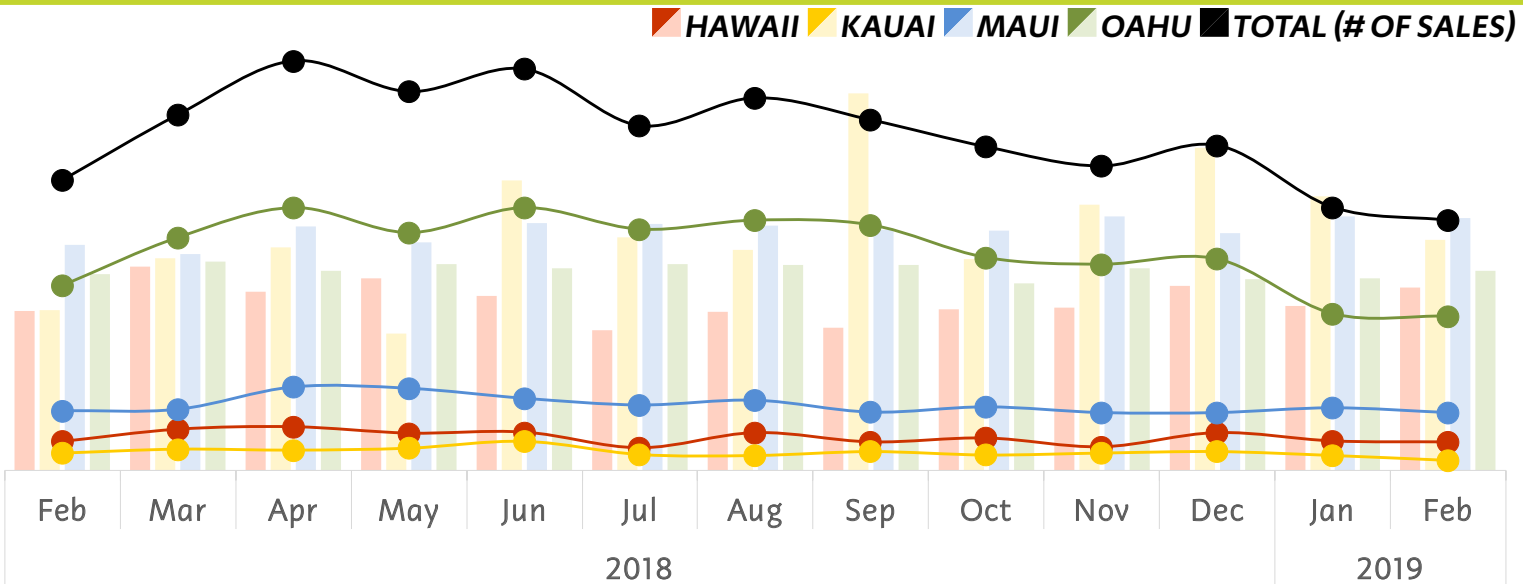
Call: (808) 521-0211 or Visit: TGHawaii.com

# STATEWIDE HOUSING STATISTICS

## FEBRUARY 2019

Compliments of Title Guaranty

### CONDOMINIUMS



# OF SALES   MEDIAN SALES PRICE (\$)	Hawaii	Kauai	Maui	Oahu	Total (# of Sales)
--------------------------------------	--------	-------	------	------	--------------------

2018					
Feb	60   \$332.5K	36   \$333.0K	124   \$469.3K	385   \$409.0K	605
Mar	85   \$425.0K	44   \$441.5K	127   \$450.0K	485   \$435.0K	741
Apr	90   \$372.5K	42   \$463.5K	174   \$508.5K	547   \$416.0K	853
May	77   \$400.0K	46   \$284.5K	171   \$475.0K	495   \$430.0K	789
Jun	79   \$362.5K	60   \$604.5K	150   \$515.0K	547   \$420.0K	836
Jul	47   \$292.2K	33   \$485.0K	136   \$513.2K	502   \$429.5K	718
Aug	78   \$330.0K	31   \$459.0K	146   \$510.0K	521   \$427.0K	776
Sep	59   \$297.5K	39   \$785.0K	121   \$501.0K	511   \$428.0K	730
Oct	67   \$335.0K	32   \$440.0K	132   \$499.0K	443   \$390.0K	674
Nov	49   \$339.0K	36   \$552.5K	120   \$528.7K	429   \$420.0K	634
Dec	78   \$384.0K	39   \$671.7K	120   \$493.5K	440   \$398.5K	677
2019					
Jan	61   \$341.5K	31   \$570.0K	130   \$528.5K	326   \$399.0K	548
Feb	59   \$380.0K	21   \$480.0K	120   \$524.5K	321   \$415.0K	521

Source: Respective Islands' board of REALTORS®

Statistics provided by Title Guaranty. Information deemed reliable but not guaranteed. All rights to these materials are reserved; no reproduction without prior written consent.



**TITLE GUARANTY**  
SERVING HAWAI'I SINCE 1896

*Title and Escrow is our business.  
Hawaii is our home.*

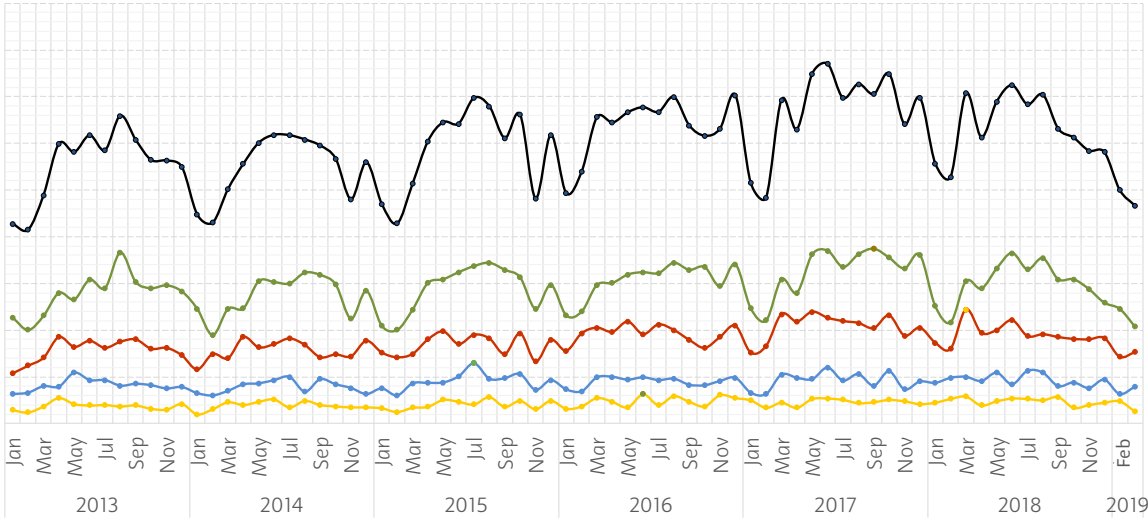
Call: (808) 521-0211 or Visit: TGHawaii.com

# STATEWIDE HOUSING STATISTICS

## FEBRUARY 2019

Compliments of Title Guaranty

### SINGLE FAMILY HOMES



●HIGH

**CURRENT MONTH**  
(VS LAST YEAR)

**STATEWIDE** ↓ 466

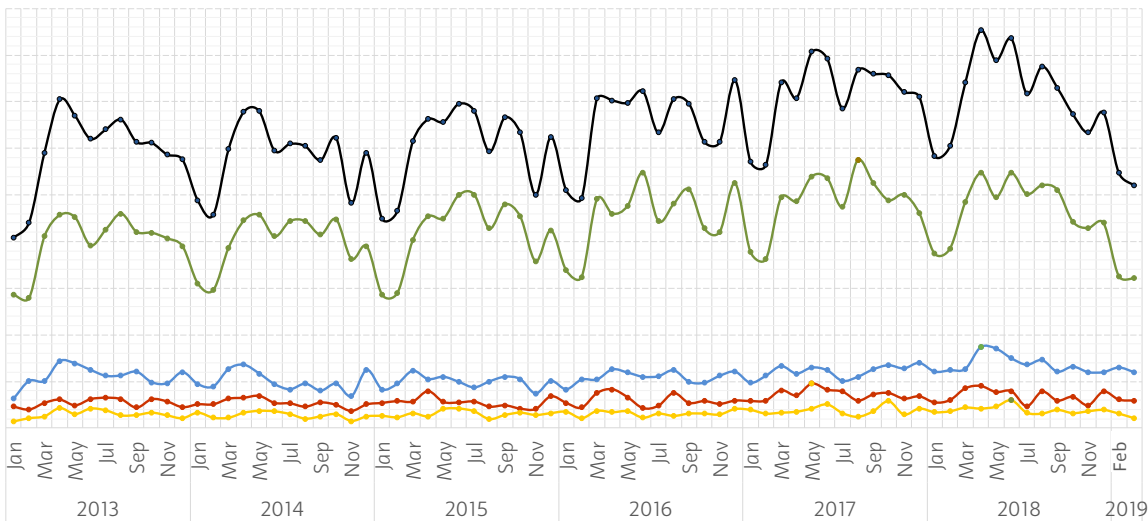
**OAHU** ↓ 208

**HAWAII** ↓ 153

**MAUI** ↓ 79

**KAUAI** ↓ 26

### CONDOMINIUMS



●HIGH

**CURRENT MONTH**  
(VS LAST YEAR)

**STATEWIDE** ↓ 521

**OAHU** ↓ 321

**MAUI** ↓ 120

**HAWAII** ↓ 59

**KAUAI** ↓ 21

Source: Respective Islands' board of REALTORS®

Statistics provided by Title Guaranty. Information deemed reliable but not guaranteed. All rights to these materials are reserved; no reproduction without prior written consent.



**TITLE GUARANTY**  
SERVING HAWAI'I SINCE 1896

*Title and Escrow is our business.  
Hawaii is our home.*

Call: (808) 521-0211 or Visit: TGHawaii.com