

STATEWIDE HOUSING STATISTICS

DECEMBER 2018

Compliments of Title Guaranty

SINGLE FAMILY HOMES

# of Sales	Month		% Change	Y-T-D		% Change
	2018	2017		2018	2017	
Hawaii	183	205	▼10.7%	2,331	2,497	▼6.6%
Kauai	45	42	▲7.1%	596	551	▲8.2%
Maui	94	90	▲4.4%	1,137	1,101	▲3.3%
Oahu	259	361	▼28.3%	3,609	3,908	▼7.7%
Total	581	698	▼16.8%	7,673	8,057	▼4.8%

Median Sales Price	Month		% Change	Y-T-D		% Change
	2018	2017		2018	2017	
Hawaii	\$399,000	\$340,000	▲17.4%	\$358,500	\$350,000	▲2.4%
Kauai	\$625,000	\$587,500	▲6.4%	\$699,500	\$660,000	▲6.0%
Maui	\$708,750	\$685,500	▲3.4%	\$710,000	\$695,000	▲2.2%
Oahu	\$788,000	\$750,000	▲5.1%	\$790,000	\$755,000	▲4.6%

CONDOMINIUMS

# of Sales	Month		% Change	Y-T-D		% Change
	2018	2017		2018	2017	
Hawaii	78	68	▲14.7%	833	855	▼2.6%
Kauai	39	42	▼7.1%	481	451	▲6.7%
Maui	120	140	▼14.3%	1,654	1,453	▲13.8%
Oahu	440	461	▼4.6%	5,679	5,824	▼2.5%
Total	677	711	▼4.8%	8,647	8,583	▲0.7%

Median Sales Price	Month		% Change	Y-T-D		% Change
	2018	2017		2018	2017	
Hawaii	\$384,000	\$281,500	▲36.4%	\$350,000	\$310,000	▲12.9%
Kauai	\$671,748	\$542,500	▲23.8%	\$465,000	\$435,000	▲6.9%
Maui	\$493,500	\$432,500	▲14.1%	\$500,000	\$445,000	▲12.4%
Oahu	\$398,500	\$405,000	▼1.6%	\$420,000	\$405,000	▲3.7%

Source: Respective Islands' board of REALTORS®

Statistics provided by Title Guaranty. Information deemed reliable but not guaranteed. All rights to these materials are reserved; no reproduction without prior written consent.



TITLE GUARANTY
SERVING HAWAI'I SINCE 1896

*Title and Escrow is our business.
Hawaii is our home.*

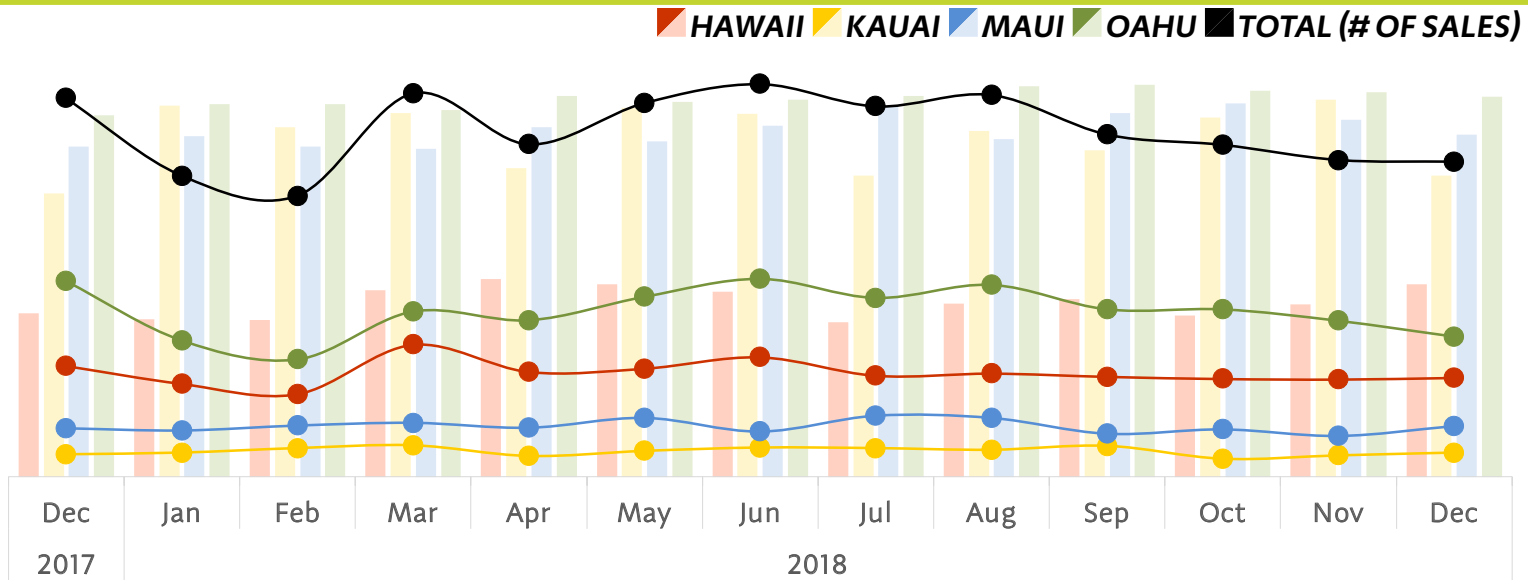
Call: (808) 521-0211 or Visit: TGHawaii.com

STATEWIDE HOUSING STATISTICS

DECEMBER 2018

Compliments of Title Guaranty

SINGLE FAMILY HOMES



	# OF SALES MEDIAN SALES PRICE (\$)				Total (# of Sales)
	Hawaii	Kauai	Maui	Oahu	
2017					
Dec	205 \$340.0K	42 \$587.5K	90 \$685.5K	361 \$750.0K	698
2018					
Jan	172 \$327.0K	45 \$770.0K	86 \$707.0K	252 \$772.0K	555
Feb	153 \$325.0K	53 \$725.0K	95 \$685.0K	217 \$772.5K	518
Mar	244 \$387.0K	58 \$753.5K	100 \$680.0K	305 \$760.0K	707
Apr	194 \$409.5K	39 \$640.0K	91 \$725.0K	289 \$790.0K	613
May	200 \$400.0K	48 \$765.0K	109 \$695.0K	332 \$778.0K	689
Jun	221 \$384.0K	54 \$752.5K	84 \$727.5K	365 \$782.4K	724
Jul	187 \$320.0K	53 \$625.0K	113 \$769.0K	330 \$789.5K	683
Aug	191 \$359.0K	50 \$716.5K	109 \$700.0K	354 \$810.0K	704
Sep	185 \$368.0K	57 \$677.0K	80 \$754.2K	309 \$812.5K	631
Oct	181 \$335.0K	34 \$745.0K	88 \$774.2K	309 \$800.0K	612
Nov	180 \$358.0K	40 \$782.5K	76 \$740.4K	288 \$797.0K	584
Dec	183 \$399.0K	45 \$625.0K	94 \$708.8K	259 \$788.0K	581

Source: Respective Islands' board of REALTORS®

Statistics provided by Title Guaranty. Information deemed reliable but not guaranteed. All rights to these materials are reserved; no reproduction without prior written consent.



TITLE GUARANTY
SERVING HAWAII SINCE 1896

*Title and Escrow is our business.
Hawaii is our home.*

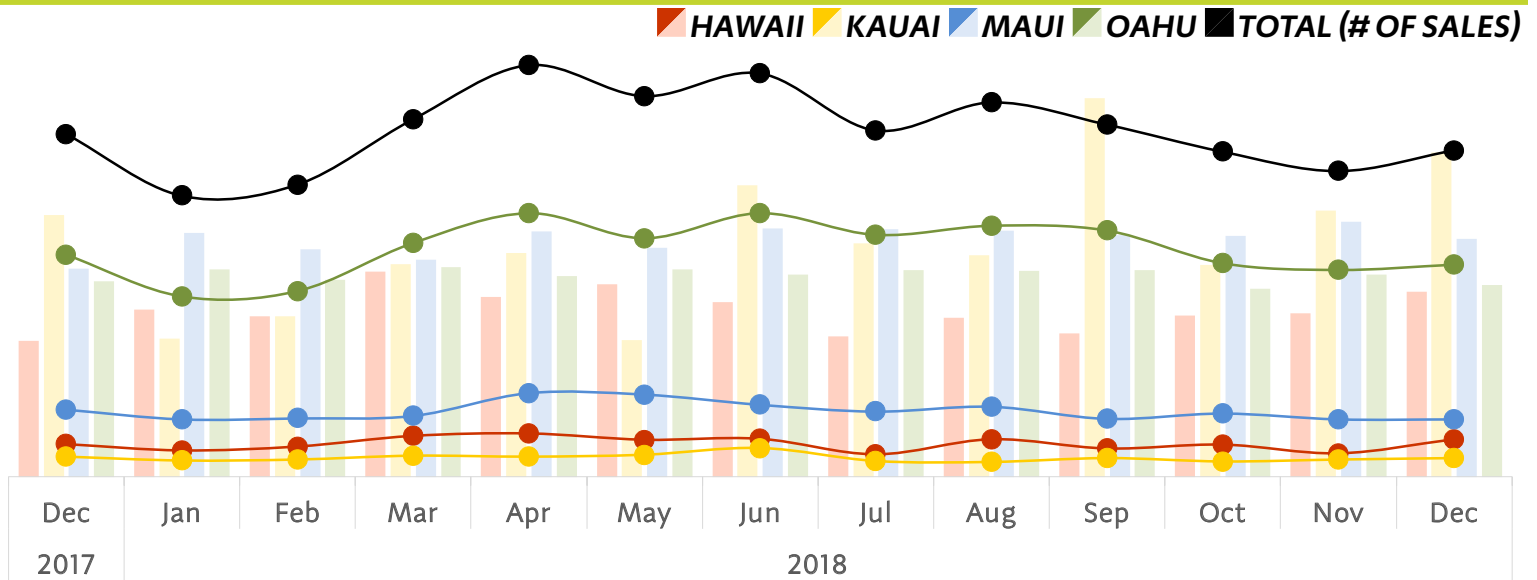
Call: (808) 521-0211 or Visit: TGHawaii.com

STATEWIDE HOUSING STATISTICS

DECEMBER 2018

Compliments of Title Guaranty

CONDOMINIUMS



# OF SALES MEDIAN SALES PRICE (\$)	Hawaii	Kauai	Maui	Oahu	Total (# of Sales)
2017					
Dec	68 \$281.5K	42 \$542.5K	140 \$432.5K	461 \$405.0K	711
2018					
Jan	55 \$347.0K	34 \$287.5K	120 \$505.6K	374 \$430.0K	583
Feb	63 \$332.5K	36 \$333.0K	122 \$472.5K	385 \$409.0K	606
Mar	85 \$425.0K	44 \$441.5K	127 \$450.0K	485 \$435.0K	741
Apr	90 \$372.5K	42 \$463.5K	174 \$508.5K	547 \$416.0K	853
May	77 \$400.0K	46 \$284.5K	171 \$475.0K	495 \$430.0K	789
Jun	79 \$362.5K	60 \$604.5K	150 \$515.0K	547 \$420.0K	836
Jul	47 \$292.2K	33 \$485.0K	136 \$513.2K	502 \$429.5K	718
Aug	78 \$330.0K	31 \$459.0K	146 \$510.0K	521 \$427.0K	776
Sep	59 \$297.5K	39 \$785.0K	121 \$501.0K	511 \$428.0K	730
Oct	67 \$335.0K	32 \$440.0K	132 \$499.0K	443 \$390.0K	674
Nov	49 \$339.0K	36 \$552.5K	120 \$528.7K	429 \$420.0K	634
Dec	78 \$384.0K	39 \$671.7K	120 \$493.5K	440 \$398.5K	677

Source: Respective Islands' board of REALTORS®

Statistics provided by Title Guaranty. Information deemed reliable but not guaranteed. All rights to these materials are reserved; no reproduction without prior written consent.



TITLE GUARANTY
SERVING HAWAI'I SINCE 1896

*Title and Escrow is our business.
Hawaii is our home.*

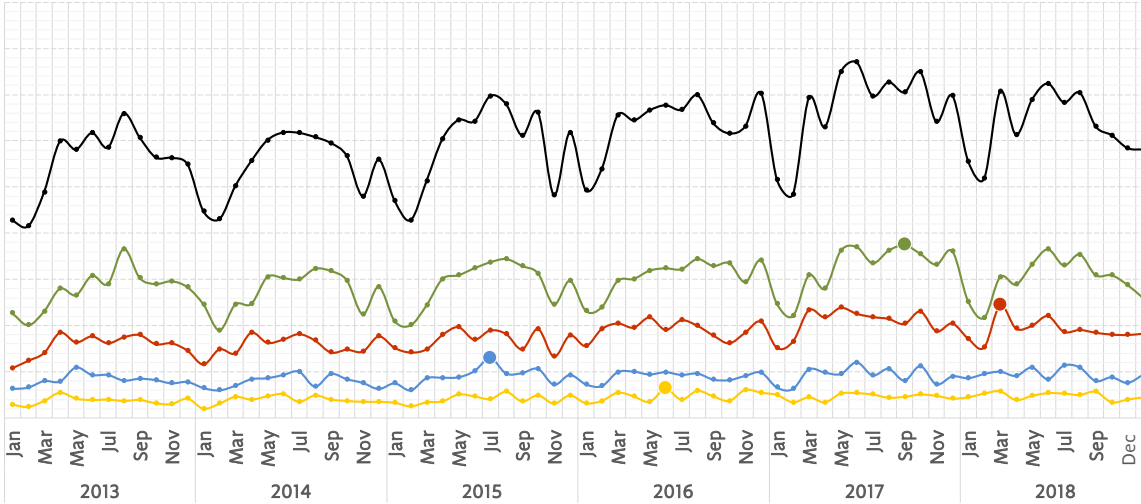
Call: (808) 521-0211 or Visit: TGHawaii.com

STATEWIDE HOUSING STATISTICS

DECEMBER 2018

Compliments of Title Guaranty

SINGLE FAMILY HOMES



CURRENT MONTH
(VS LAST YEAR)

STATEWIDE ↓ 581

OAHU ↓ 259

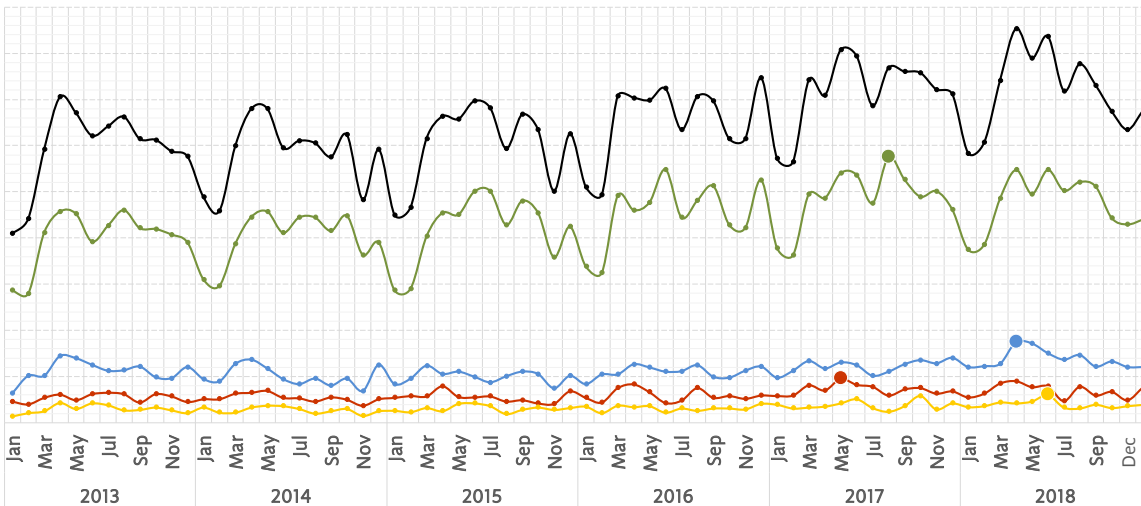
HAWAII ↓ 183

MAUI ↑ 94

KAUAI ↑ 45

● **HIGH**

CONDOMINIUMS



CURRENT MONTH
(VS LAST YEAR)

STATEWIDE ↓ 677

OAHU ↓ 440

MAUI ↓ 120

HAWAII ↑ 78

KAUAI ↓ 39

● **HIGH**

Source: Respective Islands' board of REALTORS®

Statistics provided by Title Guaranty. Information deemed reliable but not guaranteed. All rights to these materials are reserved; no reproduction without prior written consent.



TITLE GUARANTY
SERVING HAWAI'I SINCE 1896

*Title and Escrow is our business.
Hawaii is our home.*

Call: (808) 521-0211 or Visit: TGHawaii.com